



Lexmark™

# **Forms and Bar Code Card P4.2**

---

## **Technical Reference Manual**

**March 2023**

**[www.lexmark.com](http://www.lexmark.com)**

---

# Contents

- Overview..... 4**
  - Supported bar codes..... 6
  - Supported fonts in the option card..... 9
  
- PCL 5 emulation: HP.....11**
  - One-dimensional bar codes..... 11
  - Two-dimensional bar codes..... 24
  
- PCL 5 emulation: Lexmark..... 29**
  - One-dimensional bar codes..... 32
  - Two-dimensional bar codes..... 45
  - Composite bar codes..... 52
  - Fonts..... 58
  - FREESCAPE emulation..... 59
  
- PostScript emulation .....61**
  - PostScript emulation operators..... 63
  - One-dimensional bar codes..... 64
  - Arguments for one-dimensional bar codes..... 68
  - Two-dimensional bar codes..... 76
  - Arguments for two-dimensional bar code symbology..... 80
  - Composite bar codes..... 85
  
- Forms Card ..... 87**
  - Features..... 87

---

|   |            |
|---|------------|
| <b>Appendix A - Feature summary.....</b>        | <b>93</b>  |
| <b>Appendix B - Supported bar codes.....</b>    | <b>96</b>  |
| <b>Appendix C - Forms Card fonts.....</b>       | <b>114</b> |
| <b>Appendix D - Forms print errors.....</b>     | <b>129</b> |
| <b>Appendix E - Bar code engine errors.....</b> | <b>133</b> |
| <b>Appendix F - Deviations.....</b>             | <b>137</b> |
| <b>Notices.....</b>                             | <b>144</b> |
| <b>Index.....</b>                               | <b>146</b> |

# Overview

Lexmark™ Forms and Bar Code Card lets you print industry-standard bar codes. The card provides custom device types for printing with SAPScript in SAP R/3 application and generates bar codes algorithmically in PCL 5 or PostScript emulations.

With PCL 5 emulation, a printer with an installed card is the functional equivalent of HP BarCodes and More font set. It is also a compatible alternative to an HP LaserJet with HP BarDIMM Pro version 3.3a, including the FREESCAPE alternate escape code (AEC) feature.

You can specify bar codes for printing in PCL 5 emulation using the following techniques:

- Standard PCL 5 emulation font selection commands (used in the HP BarDIMM Pro products)
- Special Lexmark-advanced PCL 5 emulation commands for bar codes

A printer with an installed Forms and Bar Code Card includes support for the following:

- Improved PDF font handling
- Built-in 256MB flash partition
- Radio-frequency identification (RFID)
- Embedding text with selectable positioning
- Data format verification with error reporting
- Sending merged output through fax or e-mail
- Independently scalable bar heights and widths
- Creating electronic forms to be merged with data
- OCR-A and OCR-B as bitmap and scalable fonts
- Better handling of SAP RDI variables with hyphens and underscores
- Basic pie chart and horizontal, vertical, stacked, or unstacked bar graph functionality
- Automatic bar code data compression, checksum calculation, and character placement when required
- Storing and printing forms from an optional flash drive or from an optional or a standard printer hard disk

The CD that comes with Forms and Bar Code Card contains the following:

- Visual Bar Code Designer
- Demonstration and test files
- End User License Agreement
- A *Readme* file that contains download information, requirements, and installation instructions

## Human-readable text (HRT)

### One-dimensional symbologies

HRT can be specified with bar codes. The specific text can be centered on the bar code automatically. The text can also be scaled based on the width and height of the bar code and the method of embedding.

There are six available fonts for most HRT. For more information, see the `Esc(s#H` command in the [“PCL5 emulation escape sequences” on page 13](#).

## Two-dimensional symbologies

Because two-dimensional bar codes can encode thousands of characters, HRT interpretation of the data may not be practical. If descriptive text is printed with the symbol, then any character size and font available may be selected. The text may be printed anywhere near the symbol and must not interfere with the bar code symbol or its quiet zones.

## Cursor positioning

**Note:** Cursor positioning applies with or without HRT.

Cursor positioning is set as follows when printing with Forms and Bar Code Card:

- From the current cursor position, bar code printing begins at the lower-left corner of the left bar.
- The cursor is at the lower-right corner of the right bar when printing is complete.

## Compressed data formats

Forms and Bar Code Card accepts data for symbologies regardless of format. Incoming data is analyzed to determine whether it is compressed. If necessary, compression is automatically performed before printing the bar code.

### Checksum calculation

Some bar code symbologies define checksum characters as a requirement of the data format. In this case, Forms and Bar Code Card performs the checksum calculation and automatically places the characters according to the symbology specifications. Fixed-length data formats can be sent with or without checksum characters.

### Visual Bar Code Designer

Use the program found in the CD to build PCL 5 emulation, PostScript emulation, or hexadecimal command strings for use in SAP or other applications.

## HP BarDIMM compatibility intercept

Forms and Bar Code Card meets the function of the HP BarDIMM Pro version 3.3a option.

### SAP support

When used in PCL 5 emulation mode, SAP enterprise resource planning (ERP) software has built-in support for functions provided by Forms and Bar Code Card. The following is a list of supported device types:

- LEXT622
- LEXW820
- ZLXFORM2

### Lexmark-specific PCL 5 emulation command descriptions

Support of bar code functionality requires Lexmark-unique PCL 5 emulation definitions that provide access to the functionality.  $\text{Esc}\&x\#W$  and  $\text{Esc}\&y\#W$  are implemented.

### Bar code descriptor—<sup>ESC</sup>&x#W (descriptor data)

Use the escape sequence to describe the bar code to print and the parameter settings required to build the bar code. The first two bytes of this command designate the symbology and are required. The remaining bytes are interpreted accordingly, based on the symbology, and are optional. If the optional bytes are not sent, then the settings are set to appropriate defaults. Each symbology has its own defined descriptor header. The # symbol represents the number of bytes of descriptor data.

### Transferring bar code data—<sup>ESC</sup>&y#W (bar code data)

Use this command to transfer a raw block of bar code data to be encoded according to the specifications in the last valid Bar Code Descriptor command received. If no valid descriptor is sent, then this command is ignored and the data is flushed. The # symbol represents the number of bytes of descriptor data.

### Compatibility safeguard

These commands, if sent to an HP printer, are flushed, and nothing prints. Future HP PCL 5 enhancement could use the two escape sequences that have been selected. This forces future Lexmark PCL 5 emulations to use the HP versions of these commands and to ignore them in a bar code context.

To avoid this conflict, use the Lexmark PCL 5 emulation enhancement switch. Setting this switch allows future Lexmark PCL 5 emulations to decide how to interpret the new escape sequences. The switch is a GL/2 command.

## Supported bar codes

### One-dimensional bar codes

- Australia Post 4-State bar code (37-CUST, 52-FF-MET, and 67-FF-MET)
- UK Royal Mail 4-State Customer Code (RM4SCC)
- Codabar (USD-4, NW-7, Monarch, and Code 2 of 7)
- Codabar with mod16 check digit
- Code 128 autoswitch
- Code 128 (A, B, and C)
- Code 3 of 9
- Code 3 of 9 with check digit
- Code 3 of 9 extended
- Code 3 of 9 extended with check digit
- Code 3 of 9 space encoding
- Code 3 of 9 space encoding with check digit
- Code 93
- Code 93 extended
- Danish PTT 3 of 9
- Dutch Post 4-State bar code
- EAN-128
- EAN/JAN-8
- EAN/JAN-8 with 2-digit supplemental
- EAN/JAN-8 with 5-digit supplemental

- EAN/JAN-13
- EAN/JAN-13 with 2-digit supplemental
- EAN/JAN-13 with 5-digit supplemental
- French Postal 3 of 9 A/R
- German Postal 2 of 5 (Leitcode and Identicode)
- HIBC 39/128
- Interleaved 2 of 5
- Interleaved 2 of 5 with check digit
- Industrial 2 of 5
- Industrial 2 of 5 with check digit
- Intelligent Mail bar code
- ISBN
- ISBN+5
- ISSN
- ISSN+2
- ISSN+5
- ITF-14
- Japan Post 4-State bar code
- Matrix 2 of 5
- Matrix 2 of 5 with check digit
- MSI
- MSI with mod10 check digit
- MSI with mod10 and mod10 check digit
- MSI with mod11 and mod10 check digit
- Singapore Post 4-State bar code
- Swiss Post
- UCC-128
- UPC-A
- UPC-A + 2
- UPC-A + 5
- UPC-E
- UPC-E + 2
- UPC-E + 5
- USPS PLANET
- USPS Expanded POSTNET
- USPS Facing Identification Mark (FIM)
- USPS POSTNET 5-digit ZIP code
- USPS POSTNET 9-digit ZIP with 4 code
- USPS POSTNET 11-digit Delivery Point Code
- USPS sack label, 8-digit 2 of 5

- USPS tray label, 10-digit 2 of 5
- USPS Zebra code

### **Two-dimensional bar codes**

- Codablock F
- Data Matrix
- MaxiCode
- MicroPDF417
- PDF417
- QR Code
- RSS-14 Expanded
- RSS-14 Limited
- RSS-14 Stacked
- RSS-14 standard
- RSS-14 Truncated
- Swiss QR Code

### **Composite bar codes**

- EAN-8
- EAN/JAN-8 with 2-digit supplemental
- EAN/JAN-8 with 5-digit supplemental
- EAN-13
- EAN/JAN-13 with 2-digit supplemental
- EAN/JAN-13 with 5-digit supplemental
- RSS-14 Expanded
- RSS-14 Limited
- RSS-14 Stacked
- RSS-14 Truncated
- UCC-128
- UPC-A
- UPC-A with 2-digit supplemental
- UPC-A with 5-digit supplemental
- UPC-E
- UPC-E with 2-digit supplemental
- UPC-E with 5-digit supplemental

### **Font-based bar codes**

The bar codes are supported only for PCL 5 emulation.

- Code 128 bitmap regular
- Code 128 bitmap wide
- Code 128 scalable narrow
- Code 128 scalable regular



- Code 128 scalable wide
- Code 3 of 9 bitmap
- Code 3 of 9 quarter inch regular
- Code 3 of 9 scalable half inch interval
- Code 3 of 9 scalable one inch regular
- Code 3 of 9 slim regular
- Code 3 of 9 small low regular
- Code 3 of 9 small medium regular
- Code 3 of 9 small high regular
- Code 3 of 9 wide regular
- Interleaved 2 of 5 bitmap
- Interleaved 2 of 5 scalable regular
- Interleaved 2 of 5 scalable thin
- OCR-A
- OCR-B digits regular
- UPC half
- UPC half narrow
- UPC tall
- UPC tall narrow
- UPC tall thin

## Supported fonts in the option card

### Scalable fonts

- Architext CMC7
- CMC7
- Electrical symbols
- Euro and other currency symbols
- Manufacturing symbols
- MICR
- OCR-A
- OCR-B
- OCR-B in Bubbles
- Roman Pillar
- Roman Pillar5
- Roman Pillar Bold
- Roman Pillar Bold Italic
- Roman Pillar Italic

**Bitmap fonts**

- Code 3 of 9 (4.69)
- Code 3 of 9 (8.11)
- Line Draw
- OCR-A
- OCR-B
- UPC 10mil
- UPC 13mil

# PCL 5 emulation: HP

This section discusses the HP commands implemented in the Forms and Bar Code Card.

## One-dimensional bar codes

With Forms and Bar Code Card, font selection commands in the incoming PCL 5 emulation data stream are analyzed for typeface characteristic values given in the [“PCL5 emulation function parameter list” on page 16](#). If the typeface value is one of those given, then special bar code generation firmware processes the font selection command. Otherwise, PCL 5 emulation proceeds as normal.

### Defining characteristics

The following commands let you further define characteristics of the bar code:

| Command              | Characteristic   |
|----------------------|--|
| <code>Esc(s#P</code> | Determines the HRT location printed with the bar code. |
| <code>Esc(s#H</code> | Selects the HRT font.                                  |
| <code>Esc(s#V</code> | Selects the bar heights.                               |
| <code>Esc(s#B</code> | Selects the bar widths.                                |
| <code>Esc(s#S</code> | Selects the space widths.                              |

For more information on bar code characteristic parameters and default values, see [“PCL5 emulation function parameter list” on page 16](#).

### Command structure considerations

These considerations must be followed when implementing bar code applications using Forms and Bar Code Card:

- Always specify the typeface parameter, because it directs processing to the bar code generation firmware.
- Specify the characteristic values. If no value is specified, then the default value is used. Previously specified non-default values are not retained.
- To print more bar code data with the same characteristics as the previous data, set a new cursor position and send only the bar code data. Resending the escape sequence portion of the command is not necessary.
- When other characteristics are specified, you must chain (combine) them with the typeface characteristic. The order in which the characteristics are chained does not matter. Characteristics not chained with a bar code typeface value are processed as standard PCL 5 emulation font selection sequences.
- You may select bar codes using either the primary font selection command, `Esc(s#T`, or the secondary font selection command, `Esc)s#T`.

### Transparent print data command

Use `{ Esc&p#X[data] }` to print bar codes that contain characters of less than 32 decimal. These characters are considered unprintable.

### Sample commands and their characteristics

| Command                          | Characteristic   |
|----------------------------------|--|
| <code>Esc(s4p2h36v24701T</code>  | No data is specified with the bar code selection command.  |
| <code>Esc&amp;p8x20•08•98</code> | The data "20•08•98" (8 bytes) is specified with the transparent print data command immediately following the bar code selection command. The character "•" is associated with decimal code 7 in the PC-8 symbol set. |

### Returning to normal text printing

Immediately follow the PCL 5 emulation escape sequences that generate bar codes with an escape sequence that specifies a normal text font.

### Sample command and its characteristic

| Command                          | Characteristic  |
|----------------------------------|---|
| <code>Esc(s1p10v0s0b4101T</code> | Returns the text following a bar code to 10-point CG Times with proportional spacing, normal style, and medium stroke weight. |

## PCL 5 emulation escape sequences

| Command                                   | Function parameters  |
|---|--|
| <code>Esc(s#P or <sup>AEC</sup>s#P</code> | <p>Determines the HRT location printed with the bar code.</p> <p><b>0</b>—Use the default value.</p> <p><b>1</b>—Do not print the text.</p> <p><b>2</b>—Print the text embedded.</p> <p><b>3</b>—Print the text half embedded.</p> <p><b>4</b>—Print the text below bar code.</p> <p><b>5</b>—Print the text above bar code.</p> <p>Add the preceding values to the following numbers to produce the intended effect:</p> <p><b>10</b>—Prints UPC-A checksum on the middle left of the bar code instead of the lower left.</p> <p><b>10</b>—Prints start and stop "*" characters with Code 3 of 9 text.</p> <p><b>20</b>—Formats German Postal bar codes.</p> <p><b>100</b>—Prints the checksum character with text.</p> <p><b>Note:</b> For UPC-E symbologies, checksum characters are printed if HRT is specified. The checksum characters are printed half-height when 100 is added to the <b>p</b> parameter.</p> <p>For example:</p> <pre>Esc(s13p24670T</pre> <hr/> <p>Selects Code 3 of 9 with HRT half embedded and start/stop "*" characters. Because parameters <b>v</b>, <b>b</b>, <b>s</b>, and <b>h</b> are not specified, their values default to:</p> <ul style="list-style-type: none"> <li>• <b>v</b>—0.04 in.</li> <li>• <b>b1</b>, <b>s1</b>—0.01 in.</li> <li>• <b>b2</b>, <b>s2</b>—0.03 in.</li> <li>• <b>h</b>—Automatically sized Courier Bold.</li> </ul> |

| Command                                       | Function parameters   |
|---|---|
| $\text{Esc}(s\#H \text{ or } \text{AEC})s\#H$ | <p>Selects the HRT font. The numeric value of # is of the form ABC, where:</p> <ul style="list-style-type: none"> <li>• <b>A</b> is the font style. <ul style="list-style-type: none"> <li><b>0</b>—Use the default value (bold).</li> <li><b>1</b>—Regular.</li> <li><b>2</b>—Italic.</li> <li><b>3</b>—Bold.</li> <li><b>4</b>—Bold Italic.</li> </ul> </li> <li>• <b>B</b> is the font size. <ul style="list-style-type: none"> <li><b>0</b>—Automatic font size (default).</li> </ul> </li> <li>• <b>C</b> is the font typeface. <ul style="list-style-type: none"> <li><b>0</b>—Courier (default).</li> <li><b>1</b>—Letter Gothic.</li> <li><b>2</b>—Univers.</li> <li><b>3</b>—Univers Condensed.</li> <li><b>4</b>—CG Times.</li> <li><b>5</b>—OCR-B.</li> </ul> </li> </ul> <p>For example:<br/> <math>\text{Esc}(s304h24620T</math></p> <p>Selects EAN/JAN-8 with automatically sized CG Times Bold text. Because parameters <b>v</b>, <b>p</b>, <b>b</b>, and <b>s</b> are not specified, their values default to:</p> <ul style="list-style-type: none"> <li>• <b>v</b>—0.7 in.</li> <li>• <b>p</b>—Print the text half embedded.</li> <li>• <b>b1, s1</b>—0.013 in.</li> <li>• <b>b2, s2</b>—0.027 in.</li> <li>• <b>b3, s3</b>—0.04 in.</li> <li>• <b>b4, s4</b>—0.053 in.</li> </ul> |
| $\text{Esc}(s\#V \text{ or } \text{AEC})s\#V$ | <p>Selects the bar height in points (1/72 in.).</p> <p>The bar height can vary from a minimum of 3 points (0.04 in. or 1 mm) to a maximum of 960 points (13.33 in. or 33 cm). Symbologies where #<b>v</b> is a fixed value are excluded.</p> <p>For example:<br/> <math>\text{Esc}(s36v24750T</math></p> <p>Selects the Codabar symbology with a bar height of 0.5 in. Because parameters <b>p</b>, <b>b</b>, <b>s</b>, and <b>h</b> are not specified, their values default to:</p> <ul style="list-style-type: none"> <li>• <b>p</b>—Do not print the text.</li> <li>• <b>b1, s1</b>—0.01 in.</li> <li>• <b>b2, s2</b>—0.03 in.</li> <li>• <b>h</b>—Not applicable because of #<b>p</b> parameter value.</li> </ul>   |

| Command   | Function parameters   |
|---|---|
| <code>Esc(s#1,#2,#3,#4B</code> or<br><code>AEC)s#1,#2,#3,#4B</code> | <p>Selects bar widths in dots (1/600 in.).</p> <p>Some bar codes require only two values for this command. Others require all four values.</p> <p><b>1</b>—First width (narrowest).<br/> <b>2</b>—Second width.<br/> <b>3</b>—Third width.<br/> <b>4</b>—Fourth width.</p> <p>For example:<br/> <code>Esc(s3,9b24640T</code></p> <hr/> <p>Selects the Interleaved 2 of 5 symbology with narrow bars 3 dots wide, and wide bars 9 dots wide. Because parameters <b>v</b>, <b>p</b>, <b>s</b>, and <b>h</b> are not specified, their values default to:</p> <ul style="list-style-type: none"> <li>• <b>v</b>—0.40 in.</li> <li>• <b>p</b>—Do not print text.</li> <li>• <b>s1</b>—0.01 in.</li> <li>• <b>s2</b>—0.03 in.</li> <li>• <b>h</b>—Not applicable because of <b>#p</b> parameter value.</li> </ul> |
| <code>Esc(s#1,#2,#3,#4S</code> or<br><code>AEC)s#1,#2,#3,#4S</code> | <p>Selects space widths in dots (1/600 in.).</p> <p>Some bar codes require only two values for this command. Others require all four values.</p> <p><b>1</b>—First width (narrowest).<br/> <b>2</b>—Second width.<br/> <b>3</b>—Third width.<br/> <b>4</b>—Fourth width.</p> <p>For example:<br/> <code>Esc(s4p8,16,24,32s8,16,24,32b24700T</code></p> <hr/> <p>Selects Code 128 autoswitch with text printed below the bar code. The bar and space widths are set to 8, 16, 24, and 32 dots. Because parameters <b>v</b> and <b>h</b> are not specified, their values default to:</p> <ul style="list-style-type: none"> <li>• <b>v</b>—0.40 in.</li> <li>• <b>h</b>—Automatically sized Courier Bold.</li> </ul>  |

## PCL 5 emulation function parameter list

| Command                                       | Function parameters ("#v" units are in 1/72 in. "#b, s" units are in 1/600 in, |                                 |    |                  |         |         |         |                    |                            |                    |
|---|--|---------------------------------|----|------------------|---------|---------|---------|--------------------|----------------------------|--------------------|
| $\text{Esc}(s\#T \text{ or } \text{AEC})s\#T$ | Selects the bar code symbology   | Default parameters <sup>1</sup> |    |                  |         |         |         | Characters encoded | Symbol <sup>2</sup> length | Checksum character |
| Typeface #                                    | Bar code symbology   | #v                              | #p | #b1, s1          | #b2, s2 | #b3, s3 | #b4, s4 |                    |                            |                    |
| 23591   | USPS Zebra code  | 22.5 <sup>†</sup>               | 1  | 112 <sup>†</sup> | N/A     | N/A     | N/A     | Numeric            | N/A                        | No                 |
| 24600   | UPC-A  | 74.4                            | 3  | 8                | 16      | 24      | 32      | Numeric            | 11                         | Yes <sup>3</sup>   |
| 24601   | UPC-A with 2-digit supplemental  | 74.4                            | 3  | 8                | 16      | 24      | 32      | Numeric            | 13                         | Yes <sup>3</sup>   |
| 24602   | UPC-A with 5-digit supplemental  | 74.4                            | 3  | 8                | 16      | 24      | 32      | Numeric            | 16                         | Yes <sup>3</sup>   |
| 24610   | UPC-E  | 28.8                            | 3  | 8                | 16      | 24      | 32      | Numeric            | 6                          | Yes <sup>3</sup>   |
| 24611   | UPC-E with 2-digit supplemental  | 28.8                            | 3  | 8                | 16      | 24      | 32      | Numeric            | 8                          | Yes <sup>3</sup>   |
| 24612   | UPC-E with 5-digit supplemental  | 28.8                            | 3  | 8                | 16      | 24      | 32      | Numeric            | 11                         | Yes <sup>3</sup>   |
| 24620   | EAN/JAN-8  | 50.4                            | 3  | 8                | 16      | 24      | 32      | Numeric            | 7                          | Yes <sup>3</sup>   |
| 24621   | EAN/JAN-8 with 2-digit supplemental  | 50.4                            | 3  | 8                | 16      | 24      | 32      | Numeric            | 9                          | Yes <sup>3</sup>   |
| 24622   | EAN/JAN-8 with 5-digit supplemental  | 50.4                            | 3  | 8                | 16      | 24      | 32      | Numeric            | 12                         | Yes <sup>3</sup>   |
| 24630   | EAN/JAN-13   | 74.4                            | 3  | 8                | 16      | 24      | 32      | Numeric            | 12                         | Yes <sup>3</sup>   |
| 24631   | EAN/JAN-13 with 2-digit supplemental   | 74.4                            | 3  | 8                | 16      | 24      | 32      | Numeric            | 14                         | Yes <sup>3</sup>   |
| 24632   | EAN/JAN-8 with 5-digit supplemental  | 74.4                            | 3  | 8                | 16      | 24      | 32      | Numeric            | 17                         | Yes <sup>3</sup>   |
| 24640   | Interleaved 2 of 5   | 28.8                            | 1  | 6                | 18      | N/A     | N/A     | Numeric            | Even                       | No                 |

<sup>1</sup> For all bar code symbologies, the default value of the #h text font parameter is **CBA = 000** (automatically sized Courier Bold).

<sup>2</sup> Does not include checksum character.

<sup>3</sup> If the embedded text is specified, then the checksum character is always printed.

<sup>†</sup> Fixed value.



| Command   | Function parameters (" <i>#v</i> " units are in 1/72 in. " <i>#b, s</i> " units are in 1/600 in, |                                 |                  |                |                 |                |                |                    |                            |                    |
|---|--|---------------------------------|------------------|----------------|-----------------|----------------|----------------|--------------------|----------------------------|--------------------|
| $\text{Esc}(\text{s}\#T \text{ or } \text{AEC})\text{s}\#T$ | Selects the bar code symbology   | Default parameters <sup>1</sup> |                  |                |                 |                |                | Characters encoded | Symbol <sup>2</sup> length | Checksum character |
| Typeface #  | Bar code symbology   | <i>#v</i>                       | <i>#p</i>        | <i>#b1, s1</i> | <i>#b2, s2</i>  | <i>#b3, s3</i> | <i>#b4, s4</i> |                    |                            |                    |
| 24641   | Interleaved 2 of 5 with check digit  | 28.8                            | 1                | 6              | 18              | N/A            | N/A            | Numeric            | Odd                        | Yes                |
| 24642   | German Postal 2 of 5 Leitcode  | 72.0                            | 124              | 10             | 30              | N/A            | N/A            | Numeric            | 13                         | Yes                |
| 24643   | German Postal 2 of 5 Identcode   | 72.0                            | 124              | 10             | 30              | N/A            | N/A            | Numeric            | 11                         | Yes                |
| 24644   | USPS tray label, 10-digit 2 of 5   | 50.4 <sup>†</sup>               | 4                | 9              | 27              | N/A            | N/A            | Numeric            | 10                         | No                 |
| 24645   | USPS sack label, 8-digit 2 of 5  | 50.4 <sup>†</sup>               | 1                | 9              | 27              | N/A            | N/A            | Numeric            | 8                          | No                 |
| 24650   | Industrial 2 of 5  | 28.8                            | 1                | 6              | 18              | N/A            | N/A            | Numeric            | N/A                        | No                 |
| 24651   | Industrial 2 of 5 with check digit   | 28.8                            | 1                | 6              | 18              | N/A            | N/A            | Numeric            | N/A                        | Yes                |
| 24660   | Matrix 2 of 5  | 28.8                            | 1                | 6              | 18              | N/A            | N/A            | Numeric            | N/A                        | No                 |
| 24661   | Matrix 2 of 5 with check digit   | 28.8                            | 1                | 6              | 18              | N/A            | N/A            | Numeric            | N/A                        | Yes                |
| 24670   | Code 3 of 9  | 28.8                            | 1                | 6              | 18              | N/A            | N/A            | Mixed              | N/A                        | No                 |
| 24671   | Code 3 of 9 with check digit   | 28.8                            | 1                | 6              | 18              | N/A            | N/A            | Mixed              | N/A                        | Yes                |
| 24672   | Code 3 of 9 space encoding   | 28.8                            | 1                | 6              | 18              | N/A            | N/A            | Mixed              | N/A                        | No                 |
| 24673   | Code 3 of 9 space encoding with check digit  | 28.8                            | 1                | 6              | 18              | N/A            | N/A            | Mixed              | N/A                        | Yes                |
| 24675   | Danish PTT 3 of 9  | 28.8                            | 1                | 6              | 18              | N/A            | N/A            | Mixed              | 10                         | Yes <sup>3</sup>   |
| 24676   | French Postal 3 of 9 A/R   | 36.0 <sup>†</sup>               | 124 <sup>†</sup> | 7 <sup>†</sup> | 21 <sup>†</sup> | N/A            | N/A            | Mixed              | 10                         | Yes <sup>3</sup>   |
| 24680   | Code 3 of 9 extended   | 28.8                            | 1                | 6              | 18              | N/A            | N/A            | Mixed              | N/A                        | No                 |
| 24681   | Code 3 of 9 extended with check digit  | 28.8                            | 1                | 6              | 18              | N/A            | N/A            | Mixed              | N/A                        | Yes                |

<sup>1</sup> For all bar code symbologies, the default value of the **#h** text font parameter is **CBA = 000** (automatically sized Courier Bold).

<sup>2</sup> Does not include checksum character.

<sup>3</sup> If the embedded text is specified, then the checksum character is always printed.

<sup>†</sup> Fixed value.

| Command   | Function parameters "(#v" units are in 1/72 in. "#b, s" units are in 1/600 in, |                                 |                |                      |         |         |         |                    |                            |                    |
|---|--|---------------------------------|----------------|----------------------|---------|---------|---------|--------------------|----------------------------|--------------------|
| $\text{Esc}(\text{s}\#T \text{ or } \text{AEC})\text{s}\#T$ | Selects the bar code symbology   | Default parameters <sup>1</sup> |                |                      |         |         |         | Characters encoded | Symbol <sup>2</sup> length | Checksum character |
| Typeface #  | Bar code symbology   | #v                              | #p             | #b1, s1              | #b2, s2 | #b3, s3 | #b4, s4 |                    |                            |                    |
| 24690   | Code 93  | 28.8                            | 1              | 6                    | 12      | 18      | 24      | Mixed              | N/A                        | Yes                |
| 24691   | Code 93 extended   | 28.8                            | 1              | 6                    | 12      | 18      | 24      | Mixed              | N/A                        | Yes                |
| 24700   | Code 128 autoswitch  | 28.8                            | 1              | 6                    | 12      | 18      | 24      | Mixed              | N/A                        | Yes                |
| 24701   | Code 128 A   | 28.8                            | 1              | 6                    | 12      | 18      | 24      | Mixed              | N/A                        | Yes                |
| 24702   | Code 128 B   | 28.8                            | 1              | 6                    | 12      | 18      | 24      | Mixed              | N/A                        | Yes                |
| 24704   | Code 128 C   | 28.8                            | 1              | 6                    | 12      | 18      | 24      | Mixed              | N/A                        | Yes                |
| 24710   | UCC-128  | 28.8                            | 5              | 6                    | 12      | 18      | 24      | Mixed              | N/A                        | Yes <sup>3</sup>   |
| 24720   | EAN-128  | 28.8                            | 1              | 6                    | 12      | 18      | 24      | Mixed              | N/A                        | Yes                |
| 24750   | Codabar  | 28.8                            | 1              | 6                    | 18      | N/A     | N/A     | Mixed              | N/A                        | No                 |
| 24751   | Codabar with mod16 check digit   | 28.8                            | 1              | 6                    | 18      | N/A     | N/A     | Mixed              | N/A                        | Yes                |
| 24760   | MSI  | 28.8                            | 1              | 6                    | 12      | 18      | 24      | Numeric            | N/A                        | No                 |
| 24761   | MSI with mod10 check digit   | 28.8                            | 1              | 6                    | 12      | 18      | 24      | Numeric            | N/A                        | Yes                |
| 24762   | MSI with mod10 and mod10 check digits  | 28.8                            | 1              | 6                    | 12      | 18      | 24      | Numeric            | N/A                        | Yes                |
| 24763   | MSI with mod11 and mod10 check digits  | 28.8                            | 1              | 6                    | 12      | 18      | 24      | Numeric            | N/A                        | Yes                |
| 24770   | USPS POSTNET 5-digit ZIP code  | 9 <sup>†</sup>                  | 1 <sup>†</sup> | 12 <sup>†</sup> , 22 | N/A     | N/A     | N/A     | Numeric            | 5                          | Yes                |
| 24771   | USPS POSTNET 9-digit ZIP with 4 code   | 9 <sup>†</sup>                  | 1 <sup>†</sup> | 12 <sup>†</sup> , 22 | N/A     | N/A     | N/A     | Numeric            | 9                          | Yes                |
| 24772   | USPS POSTNET 11-digit delivery point code                                      | 9 <sup>†</sup>                  | 1 <sup>†</sup> | 12 <sup>†</sup> , 22 | N/A     | N/A     | N/A     | Numeric            | 11                         | Yes                |

<sup>1</sup> For all bar code symbologies, the default value of the #h text font parameter is **CBA = 000** (automatically sized Courier Bold).

<sup>2</sup> Does not include checksum character.

<sup>3</sup> If the embedded text is specified, then the checksum character is always printed.

<sup>†</sup> Fixed value.

| Command                        | Function parameters "(#v" units are in 1/72 in. "#b, s" units are in 1/600 in, |                                 |    |                      |         |         |         |                    |                            |                    |
|--------------------------------|--|---------------------------------|----|----------------------|---------|---------|---------|--------------------|----------------------------|--------------------|
| <sup>Esc</sup> (s#T or AEC)s#T | Selects the bar code symbology   | Default parameters <sup>1</sup> |    |                      |         |         |         | Characters encoded | Symbol <sup>2</sup> length | Checksum character |
| Typeface #                     | Bar code symbology   | #v                              | #p | #b1, s1              | #b2, s2 | #b3, s3 | #b4, s4 |                    |                            |                    |
| 24780                          | Singapore Post 4-State bar code  | 14.5 <sup>†</sup>               | 1  | 11 <sup>†</sup> , 16 | N/A     | N/A     | N/A     | Y                  | 6                          | Yes                |
| 24785                          | Australia Post 4-State bar code 37-CUST  | 14.5 <sup>†</sup>               | 1  | 11 <sup>†</sup> , 16 | N/A     | N/A     | N/A     | Y                  | 37                         | Yes                |
| 24786                          | Australia Post 4-State bar code 52-FF-MET                                      | 14.5 <sup>†</sup>               | 1  | 11 <sup>†</sup> , 16 | N/A     | N/A     | N/A     | Y                  | 52                         | Yes                |
| 24787                          | Australia Post 4-State bar code 67-FF-MET                                      | 14.5 <sup>†</sup>               | 1  | 11 <sup>†</sup> , 16 | N/A     | N/A     | N/A     | Y                  | 67                         | Yes                |
| 24810                          | RSS-14 standard  | 33                              | 1  | 8                    | 16      | 24      | 32      | Numeric            | 13                         | Yes                |
| 24811                          | RSS-14 Truncated   | 13                              | 1  | 8                    | 16      | 24      | 32      | Numeric            | 13                         | Yes                |
| 24812                          | RSS-14 Stacked   | 13                              | 1  | 8                    | 16      | 24      | 32      | Numeric            | 13                         | Yes                |
| 24814                          | RSS-14 Limited   | 10                              | 1  | 8                    | 16      | 24      | 32      | Numeric            | 13                         | Yes                |
| 24815                          | RSS-14 Expanded  | 34                              | 1  | 8                    | 16      | 24      | 32      | Mixed              | N/A                        | Yes                |

<sup>1</sup> For all bar code symbologies, the default value of the #h text font parameter is **CBA = 000** (automatically sized Courier Bold).

<sup>2</sup> Does not include checksum character.

<sup>3</sup> If the embedded text is specified, then the checksum character is always printed.

<sup>†</sup> Fixed value.

## Post 4-State bar code descriptors

### Function parameters for Australia Post 4-State bar code

HP compatibility mode using typeface 24785, 24786, and 24787.

The #p parameter specifies the encoding table to use for customer information:

- 0 N table
- 1 C table

The default value if #p parameter is not specified in the PCL 5 emulation calling sequence.

**Note:** The encoding table values are the opposite of the encoding table field byte 7 of the Lexmark bar code descriptor for Australia Post 4-State bar codes. HRT is not printed with these bar codes. For more information, see [“PCL5 emulation escape sequences” on page 13](#).

In relation to the fields of the Lexmark bar code descriptor for Australia Post 4-State bar codes, the following correspondences exist when using this technique:

### Technique correspondences

|  |  |
|--|--|
| Bar width (in 1/100 mm units)                    | Fixed at 47  |
| Bar pitch (in bars per in.)                      | Fixed at 22  |
| Tracker height (in 1/100 mm units)               | Fixed at 123   |
| Ascender or descender offset (in 1/100 mm units) | Fixed at 195   |
| FCC  | Specified by typeface number.<br><b>Note:</b> FCC 45 is not available. |
| Encoding table                                   | Specified by <b>#p</b> parameter where the default is 1 (C table)      |

### Function parameters for Singapore Post 4-State bar code

HP compatibility mode using typeface 24780.

In relation to the fields of the Lexmark bar code descriptor for Singapore Post 4-State bar codes, the following correspondences exist when using this technique:

### Technique correspondences

|  |              |
|--|--------------|
| Bar width (in 1/100 mm units)                    | Fixed at 47  |
| Bar pitch (in bars per in.)                      | Fixed at 22  |
| Tracker height (in 1/100 mm units)               | Fixed at 123 |
| Ascender or descender offset (in 1/100 mm units) | Fixed at 195 |

### Specifying bar pitch for USPS POSTNET

For typefaces 24770, 24771, and 24771, the **s1** parameter specifies the bar pitch in bars per inch. For example, a bar pitch value of 20 is used for any bar pitch that is less than 20. A bar pitch value of 24 is used for any bar pitch that is greater than 24.

The default value is 22.

### USPS Zebra code

The USPS Zebra code is a series of diagonal or vertical bars placed to the right of a USPS tray label bar code to identify trays containing bar-coded mail. Each line must be 0.250 inch to 0.375 inch (6.35 mm to 9.52 mm) high, 0.125 inch to 0.250 inch (3.18 mm to 6.35 mm) wide. Separate these lines with blank spaces equal in size to the line widths.

The only valid characters in this symbology are "/" (ASCII 47) and "I" (ASCII 124). Spaces between bars are automatically inserted. The base of each successive bar is printed beginning 1 space width from the right end of the base of the previous bar. The widths of the bars and spaces for this symbology are fixed. As for a diagonal bar, the width of the bar refers to the width of its base.

An invalid character in the data produces a blank space in the symbol equal to 2 space widths, and does not produce an error message. An invalid character can follow a valid character. The blank space begins 1 space width from the right end of the base of the bar produced by the valid character.

After printing, the position of the cursor varies, depending on the last character printed:

- Diagonal bar: The cursor is 1 space width from the right end of the base of the last bar.
- Vertical bar: The cursor is at the right end of the base of the last bar.
- Blank space produced by an invalid character: The cursor is at the right end of the blank space.

To generate a Zebra code, send consecutive "/" or "|", similar to the following PCL 5 emulation commands:

**Note:** The third command in the sequence depends on whether you want to print diagonal or vertical bars.

| Command                  | Characteristic   |
|--------------------------|--|
| Esc(10U                  | Selects PC-8 symbol set.   |
| Esc(s0p4.5h0s0b4099T     | Selects 4.5 cpi fixed space Courier font.  |
| Esc&k2H//////// // // // | Prints diagonal bars.<br>This command contains 4 groups of 9 diagonal bars, where each group is separated by 9 spaces. |
| Esc(s#B                  | Prints vertical bars.<br>This command contains 4 groups of 9 vertical bars, where each group is separated by 9 spaces. |

### RSS-14 bar code descriptors

RSS-14 is a linear symbology that encodes the full 12-digit EAN/UCC item identification in a linear symbol. Suitably programmed point-of-sale scanners can scan this bar code omnidirectionally.

The RSS family contains three linear symbologies:

- *RSS Limited* encodes 14-digit EAN/UCC item identification with indicator digits of 0 or 1 in a linear symbol. This symbology is used on small items that are not scanned at the point of sale.
- *RSS Expanded* encodes EAN/UCC item identification plus supplementary AI element strings such as weight and "best before" dates.
- *RSS-14 Stacked* is a variation of the RSS-14 symbology that is stacked in two rows. This variant is used when the normal symbol is too wide for the application. It comes in two versions:
  - *RSS Truncated* is a small-item marking application.
  - *RSS Stacked Omnidirectional* can be omnidirectionally scanned.

**Note:** This version is not supported in Forms and Bar Code Card.

| Field name | Type | Range | Default value | Description  |
|------------|------|-------|---------------|--|
| Esc(s#T    | name | N/A   | N/A           | Required. <ul style="list-style-type: none"> <li>– 24810T specifies RSS-14 standard.</li> <li>– 24811T specifies RSS-14 Truncated.</li> <li>– 24812T specifies RSS-14 Stacked.</li> <li>– 24814T specifies RSS-14 Limited.</li> <li>– 24815T specifies RSS-14 Expanded.</li> </ul> |

| Field name        | Type | Range  | Default value   | Description   |
|-------------------|------|--|---|---|
| Esc(s#V           | int  | The minimum value is 3 dec (03 hex).<br>There is no maximum value, but larger bar codes use more memory.   | <ul style="list-style-type: none"> <li>– For standard, 33 dec (21 hex)</li> <li>– For truncated, 13 dec (0D hex)</li> <li>– For stacked (total height), 13 dec (0D hex)</li> <li>– For limited, 10 dec (0A hex)</li> <li>– For expanded, 34 dec (22 hex)</li> </ul> | Optional.<br>Selects the bar height in 1/72 in. (the same unit as fonts).<br><b>Note:</b> Values lesser than the minimum uses the corresponding default value for the specific RSS bar code type. |
| Esc(s#1,#2,#3,#4B | int  | The minimum value is 1, but the symbol may be too small and unreadable.<br>There is no maximum value, but larger bar codes use more memory.  | 8, 16, 24, and 32 dec (8, 10, 18, and 20 hex)   | Optional.<br>Selects the bar width.   |
| Esc(s#1,#2,#3,#4S | int  | The minimum value is 1, but the symbol may be too small and unreadable.<br>There is no maximum value, but larger values may produce symbols that cannot fit the page.              | 8, 16, 24, and 32 dec (8, 10, 18, and 20 hex)   | Optional.<br>Selects the space.   |
| Esc(s#P           | int  | <b>0</b> —Use the default value.<br><b>1</b> —No HRT.<br><b>2</b> —Print the text embedded.<br><b>3</b> —Print the text half embedded.<br><b>4</b> —Print the text below bar code. | 0 dec (00 hex)  | Optional.<br>Defines the HRT location.<br><b>Note:</b> HRT is not available on RSS-14 Stacked.  |

The default ▼ parameter observed for the HP BarDIMM Pro version 3.3a is the following:

- For standard, 32 (11 mm)
- For Truncated, 12 (4 mm)
- For Stacked, 13 (4 mm total height)
- For Limited, 10 (3 mm)

**Notes:**

- Some of the Forms and Bar Code Card default **v** parameter values may have slight differences with HP. Some parameter values may match the RSS-14 Automatic Identification and Mobility (AIM) specification values also.
- Every **v** parameter value is considered in the RSS-14 AIM specification as a multiple of **x**, the module width, assumed to be 1 by the bar code engine.
- Only the bar width value, 1, is needed for the design of the two-dimensional add-on. All other bar widths depend on the value of the bar width.
- The **s** parameter does not work correctly on HP BarDIMM and Forms and Bar Code Card. Setting S1 to any value does not affect the bar code like it does with B1. The **s** parameter must vary the white-space widths on Forms and Bar Code Card like it does on other one-dimensional bar codes.

**Intelligent Mail bar code**

Intelligent Mail bar code, also known as OneCode, IMB, or 4-State bar code, is used by the United States Postal Service (USPS) to sort and track letters and flats. It combines data from the POSTNET and the PLANET bar codes.

The HP BarDIMM version 5.0 supports Intelligent Mail bar code. The command from this version has no PCL emulation parameters. It is printed on one size.

| Field name | Type         | Range  | Default value | Description   |
|------------|--------------|--|---------------|---|
| Esc(s#T    | name         | NA   | NA            | Required.<br>24775T.  |
| Esc(s#p    | HRT location | <b>0</b> —Use the default value.<br><b>1</b> —No HRT.<br><b>2</b> —Print the text embedded.<br><b>3</b> —Print the text half embedded.<br><b>4</b> —Print the text below bar code.<br><b>5</b> —Print the text above bar code. | 1             | Optional.<br><b>Note:</b> Intelligent Mail bar code uses only the values 1, 4, and 5. Other values not specified are replaced with 1. |

## Two-dimensional bar codes

### Codablock F bar code descriptors

| Field name          | Type | Range  | Default value      | Description   |
|---------------------|------|--|--------------------|---|
| Esc <sub>s</sub> #T | name | N/A  | N/A                | Required.<br>24840T.  |
| Esc(s#1,#2,[#3]V    | int  | The minimum value is 3 dec (03 hex).<br>There is no maximum value.   | 16 dec<br>(10 hex) | Optional.<br>Selects the bar height in 1/72 in. (the same units as fonts).<br><b>Note:</b> Values from 0 to 2 are the same as the default.  |
|                     | int  | 2–44 rows  | 2 dec<br>(02 hex)  | Required for HP BarDIMM.<br>Optional for Forms and Bar Code Card.<br>For more information, see <a href="#">“Appendix F - Deviations” on page 137</a> .<br>Requested number of rows in the Codablock F symbol. |
|                     | int  | 4–103 columns  | 20 dec<br>(14 hex) | Optional<br>Requested number of columns in the Codablock F symbol.  |
| Esc (s#1]B          | int  | The minimum B1 value is 1, but it may be unreadable.<br>There is no maximum value, but larger bar codes use more memory. | 6 dec<br>(06 hex)  | Optional.<br>Selects the bar width.   |

### HP BarDIMM deviations

HP BarDIMM Pro uses the PCL 5 emulation height command **v1** to specify the single-line bar height of the Codablock F bar code. An example is the row height contained in the bar code. No provision is made to specify the absolute height of the Codablock F symbol. Parameters **v2** and **v3** are derived from the ELMICRON specification.

In the HP BarDIMM Pro specification, the Codablock **v1** parameter is the single-line bar height in 1/60 inch, but it is actually 1/72 inch.

Specify the requested number of rows (**v2** parameter) when using the HP BarDIMM Pro version 3.3a.

### Default PCL emulation with no parameters that are invalid

| Command          | Description  |
|------------------|--|
| Esc(s24840T      | Specify the row parameter.<br><b>Note:</b> This command does not work on HP. |
| Esc(s16,2v24840T | The default line bar height with two rows is specified.                      |
| Esc(s,2v24840T   | The default line bar height is specified.                                    |



An example of specifying all three **v** parameters, using the default values for **v1** and **v3**, with two rows is `Esc(s16,2,20v24840T`.

HP documents the bar widths (**b** parameter) in their reference manual, but varying **b1** or **b2** does not affect the bar width of the symbol. When **b1** is specified in the data stream, Codablock F is generated properly. Improper use of the **b** parameters can result in a deformed and unreadable bar code from HP BarDIMM Pro. The **b3** and **b4** parameters are not used.

HP does not use the PCL-S "Space."

## Data Matrix bar code descriptors

| Field name            | Type | Range   | Default value      | Description  |
|-----------------------|------|---|--------------------|--|
| <code>Esc(s#T</code>  | name | N/A   | N/A                | Required.<br>24820T.   |
| <code>Esc(s#1B</code> | int  | The minimum value is 1, but the module may be too small and unreadable.<br>There is no maximum value, but larger bar codes use more memory. | 10 dec<br>(0A hex) | Optional.<br>Small module height in dots (1/600 in.).<br>Because the Data Matrix modules are square, this parameter also determines the small module width.<br><b>Note:</b> Using a value of 0 is the same as using a value of 10 (default). |

### Notes:

- HP BarDIMM Pro specification contains only the PCL **b** parameter.
- The Data Matrix symbol automatically increases in size two-dimensionally.
- Up to 88 numeric digits (for example, repeating 0 to 9) produces a single Data Matrix symbol. However, an 89-digit symbol morphs into a 2 x 2 Data Matrix of 4 symbols. This behavior repeats with larger data (for example, 408 to 409 digits produce a 4 x 4 symbol, and 1632 to 1633 digits produce a 6 x 6 symbol).

## PDF417 bar code descriptors (HP compatibility mode)

| Typeface <sup>Esc</sup> (s#T                                | Value           | Default        | 24850T  |
|---|-----------------|----------------|---|
| <b>P</b> parameter<br><sup>Esc</sup> (s#P                   | N/A             | 0              | Optional.<br>Determines the ECC level. Range is 0–8.  |
| <b>B</b> parameter <sup>1</sup><br><sup>Esc</sup> (s#1, #2B | #1              | 0 <sup>†</sup> | Optional.<br>Determines the number of rows for the symbol. Range is 3–90.   |
|   | #2              | 0 <sup>†</sup> | Optional.<br>Determines the number of columns for the symbol. Range is 1–30.  |
| <b>S</b> parameter <sup>1</sup><br><sup>Esc</sup> (s#1, #2B | #1              | 2              | Optional.<br>Determines the X value of the symbol aspect ratio.   |
|   | #2              | 1              | Optional.<br>Determines the Y value of the symbol aspect ratio.   |
|   | #3 <sup>‡</sup> | 0              | <b>0</b> —Parameters <b>#1</b> and <b>#2</b> equal the size needed for the PDF417 symbol (default).<br><b>1</b> —Parameters <b>#1</b> and <b>#2</b> can be set to a mandatory size for the PDF417 symbol. |
|   | #4              | 0              | <b>0</b> —The PDF417 symbol is not truncated (default).<br><b>1</b> —The PDF417 symbol is truncated on its right side.  |

<sup>1</sup> Use the **#b1**, **#b2** parameters to specify the number of rows and columns. You can also use the **#s1**, **#s2** parameters to specify the aspect ratio that you want. Use only one technique. If both types of parameters appear in a bar code selection escape sequence, then use the type appearing last in the sequence to select the symbol size.

<sup>†</sup> Aspect ratio values are used if the **#b** parameter is not used to set rows and columns manually.

<sup>‡</sup> The default value **0** sets the symbol to the necessary size to capture the encoding data. The optional value **1** uses the values in parameters **#1** and **#2** to set a mandatory symbol size, while holding a fewer amount of data. The symbol size is larger than necessary for the encoding data.

In printing PDF417 symbols, the parameter values sent using this technique follow the same rules for parameter values sent when using the Transfer Bar Code Descriptor.

In relation to the fields of the Lexmark bar code descriptor for PDF417, the following correspondences exist when using this technique:

|                                    |                                   |
|------------------------------------|-----------------------------------|
| ECC level                          | Specified by <b>#p</b> parameter  |
| Units enumeration for X dimension  | Fixed at 2 (600 dpi)              |
| X dimension (in X dimension units) | Fixed at 6                        |
| Y ratio                            | Fixed at 3                        |
| Truncated                          | Specified by <b>#s4</b> parameter |
| Rows                               | Specified by <b>#b1</b> parameter |
| Columns                            | Specified by <b>#b2</b> parameter |

|                   |                                   |
|-------------------|-----------------------------------|
| Aspect ratio X    | Specified by <b>#s1</b> parameter |
| Aspect ratio Y    | Specified by <b>#s2</b> parameter |
| ECC by percentage | Fixed at 0                        |

## QR Code bar code descriptors (HP compatibility mode)

| Typeface <sup>Esc</sup> (s#P              | Default | 24860T Model 1<br>24861T Model 2   |
|---|---------|--|
| <b>P</b> parameter<br><sup>Esc</sup> (s#P | 0       | Optional.<br>Determines the ECC level as follows:<br><b>0</b> —Default ECC level (error correction level M of 15%).<br><b>1</b> —Low ECC / high-density level (L), 7% damage allowed.<br><b>2</b> —Standard ECC level (M), 15% damage allowed.<br><b>3</b> —High reliability / ECC level (Q), 25% damage allowed.<br><b>4</b> —Ultra high reliability / ECC level (H), 30% damage allowed. |
| <b>B</b> parameter<br><sup>Esc</sup> (s#B | 10      | Optional.<br>Specifies module height and width in dots (1/600 in.). The minimum value is 1.  |
| <b>S</b> parameter<br><sup>Esc</sup> (s#S | 0       | Optional.<br>Determines the encoding mode as follows:<br><b>0</b> —Use the default value (Automatic: JIS/ShiftJIS).<br><b>1</b> —Numeric (0–9).<br><b>2</b> —Alphanumeric (0–9, uppercase A to Z, space; and the symbols \$ % * + - . / :).<br><b>3</b> —JIS 8-bit character set.<br><b>4</b> —Kanji character set (shifted JIS).  |

## MaxiCode bar code descriptors

Only the first rule differs between data sent using this technique and data sent using the Lexmark Bar Code Data command to print MaxiCode symbols.

The input data must start with the following fields: label number, number of labels, and mode. The three fields are one digit in length and are terminated with either a comma or group separator (ASCII 29).

In relation to the fields of the Lexmark bar code descriptor for MaxiCode, the following correspondences exist when using this technique:

|                                    |                       |
|------------------------------------|-----------------------|
| Mode                               | Specified in the data |
| Typeface <sup>Esc</sup> (s#T value | 24800                 |

## Swiss QR code descriptors

The Swiss QR code is always generated with the ECC level (**M**).

The PCL emulation P-Parameter must always be triggered to the value of **2p**.

The module size varies depending on the QR code version chosen for the data amount to encode because the label size must be 46 x 46.

Mode                              Specified in the data

Typeface <sup>Esc</sup> (s#T value    24862

All other parameters are ignored.

**Note:** All data fields of the code are separated by <CR><LF> or <LF>, so the usage of the Transparent Print Data command is mandatory.

# PCL 5 emulation: Lexmark

This section discusses the Lexmark-specific commands implemented in Forms and Bar Code Card.

## PCL 5 emulation commands to support bar codes

Support of bar code functionality requires Lexmark-unique PCL 5 emulation definitions that provide access to the functionality.  $\text{Esc}\&x\#W$  and  $\text{Esc}\&y\#W$  are implemented.

### Lexmark-specific PCL 5 emulation command description

Support of bar code functionality requires Lexmark-unique PCL 5 emulation definitions that provide access to the functionality.  $\text{Esc}\&x\#W$  and  $\text{Esc}\&y\#W$  are implemented.

### Bar code descriptor— $\text{Esc}\&x\#W$ (descriptor data)

Use the escape sequence to describe the bar code to print, and the parameter settings required to build the bar code. The first two bytes of this command designate the symbology and are required. The remaining bytes are interpreted accordingly, based on the symbology, and are optional. If the optional bytes are not sent, then the settings are set to appropriate defaults. Each symbology has its own defined descriptor header. The # symbol represents the number of bytes of descriptor data.

### Transferring bar code data— $\text{Esc}\&y\#W$ (bar code data)

Use this command to transfer a raw block of bar code data to be encoded according to the specifications in the last valid Bar Code Descriptor command received. If no valid descriptor is sent, then this command is ignored and the data is flushed. The # symbol represents the number of bytes of descriptor data.

### Compatibility safeguard

These commands, if sent to an HP printer, are flushed, and nothing prints. Future HP PCL 5 enhancement could use the two escape sequences that have been selected. This forces future Lexmark PCL 5 emulations to use the HP versions of these commands and to ignore them in a bar code context.

To avoid this conflict, use the Lexmark PCL 5 emulation enhancement switch. Setting this switch allows future Lexmark PCL 5 emulations to decide how to interpret the new escape sequences. The switch is a GL/2 command.

### Compatibility safeguard examples

```

Esc%0B
COLexmark Enhanced GL/2;
Esc%0A
    
```

### Sample commands and their characteristics

| Command  | Characteristic  |
|--|---|
| $\text{Esc}\&x8W[00\ 14\ 32\ 18\ 82\ B9\ 01]\text{Esc}\&y8W12345678$ | Australia Post 4-State bar code where FCC is 11, encoding table is N, and data is 12345678. |
| $\text{Esc}\&x3W[00\ 01\ 02]\text{Esc}\&y8W12345678$                 | Two-dimensional PDF417 where ECC is 12, and data is 12345678.                               |

The general strategy for assigning Lexmark symbology IDs and defining Lexmark bar code descriptors is defined in the following table:

| Symbology ID | Symbology type              |
|--------------|-----------------------------|
| 0–19         | Two-dimensional symbologies |
| 20–39        | 4-State bar codes           |
| 40–99        | Miscellaneous symbologies   |
| 100–199      | One-dimensional bar codes   |

For one-dimensional bar codes, the bar code descriptors have the same initial 14 fields, patterned after the font-like parameter sequence used for existing one-dimensional symbologies.

### Bar code field names and their bytes and descriptions

| Field name          | Byte | Description  |
|---------------------|------|--|
| Symbology ID        | 2    | Identifies the bar code symbology.   |
| Text location       | 1    | Specifies the HRT location ( <b>#p</b> parameter).   |
| Text typeface       | 1    | Specifies the HRT typeface ( <b>#h</b> parameter, <b>A</b> value).                         |
| Text style          | 1    | Specifies the HRT style ( <b>#h</b> parameter, <b>C</b> value).                            |
| Bar dimension units | 1    | Specifies units for bar and space height and width fields.                                 |
| Bar height          | 2    | Specifies the bar heights in bar dimension units ( <b>#v</b> parameter).                   |
| Bar width #1        | 2    | Specifies the first (thinnest) bar width in bar dimension units ( <b>#b1</b> parameter).   |
| Space width #1      | 2    | Specifies the first (thinnest) space width in bar dimension units ( <b>#s1</b> parameter). |
| Bar width #2        | 2    | Specifies the second bar width in bar dimension units ( <b>#b2</b> parameter).             |
| Space width #2      | 2    | Specifies the second space width in bar dimension units ( <b>#s2</b> parameter).           |
| Bar width #3        | 2    | Specifies the third bar width in bar dimension units ( <b>#b3</b> parameter).              |
| Space width #3      | 2    | Specifies the third space width in bar dimension units ( <b>#s3</b> parameter).            |
| Bar width #4        | 2    | Specifies the fourth bar width in bar dimension units ( <b>#b4</b> parameter).             |
| Space width #4      | 2    | Specifies the fourth space width in bar dimension units ( <b>#s4</b> parameter).           |

## Lexmark symbology assignments

| Bar code type            | ID                   | Symbology   |
|--------------------------|----------------------|-------------|
| Two-dimensional bar code | 1 dec<br>(00 01 hex) | PDF417      |
|                          | 2 dec<br>(00 02 hex) | MaxiCode    |
|                          | 3 dec<br>(00 03 hex) | MicroPDF417 |

| Bar code type            | ID                     | Symbology                              |
|--------------------------|------------------------|--|
| 4-State postal           | 20 dec<br>(00 14 hex)  | Australia Post                         |
|                          | 21 dec<br>(00 15 hex)  | Singapore Post                         |
|                          | 22 dec<br>(00 16 hex)  | RM4SCC                                 |
|                          | 23 dec<br>(00 17 hex)  | Japan Post                             |
|                          | 24 dec<br>(00 18 hex)  | Dutch Post                             |
| Miscellaneous symbology  | 40 dec<br>(00 28 hex)  | USPS FIM                               |
| One-dimensional bar code | 100 dec<br>(00 64 hex) | ISBN, ISBN+5                           |
|                          | 101 dec<br>(00 65 hex) | ISSN, ISSN+2, ISSN+5                   |
|                          | 102 dec<br>(00 66 hex) | Swiss Post                             |
|                          | 103 dec<br>(00 67 hex) | ITF-14                                 |
|                          | 112 dec<br>(00 70 hex) | HIBC 39 Provider Application Standard  |
|                          | 113 dec<br>(00 71 hex) | HIBC 39 Supplier Labeling Standard     |
|                          | 114 dec<br>(00 72 hex) | HIBC 128 Provider Application Standard |
|                          | 115 dec<br>(00 73 hex) | HIBC 128 Supplier Labeling Standard    |
|                          | 128 dec<br>(00 80 hex) | PLANET                                 |

## One-dimensional bar codes

### Australia Post 4-State bar code descriptors

| Field name                   | Byte | Range  | Default value         | Description  |
|------------------------------|------|--|-----------------------|--|
| Symbology ID                 | 0–1  | N/A  | 20 dec<br>(00 14 hex) | Selects the Australia Post 4-State symbology.  |
| Bar width                    | 2    | 40–60 dec<br>(28–3C hex)                         | 50 dec<br>(32 hex)    | Sets the bar width to 1/100 mm.  |
| Bar pitch                    | 3    | 22–25 dec<br>(16–19 hex)                         | 24 dec<br>(18 hex)    | Sets the number of bars that print per inch.   |
| Tracker height               | 4    | 100–160 dec<br>(64–A0 hex)                       | 130 dec<br>(82 hex)   | Sets the tracker height to 1/100 mm.   |
| Ascender or descender offset | 5    | 160–210 dec<br>(A0–D2 hex)                       | 185 dec<br>(B9 hex)   | Sets the ascender and descender offset in 1/100 mm.<br>The total height of an ascender or descender is the sum of this field and the tracker height. |
| FCC                          | 6    | 11, 45, 59, or 62 dec<br>(0B, 2D, 3B, or 3E hex) | 11 dec<br>(0B hex)    | Sets the FCC.  |
| Encoding table               | 7    | 0 (C table)<br>1 (N table)                       | 0 dec<br>(00 hex)     | Sets the encoding table.   |
| Reserved                     | 8–15 | N/A  | N/A                   | N/A  |

**Note:** The bar code data sent with Australia Post consists of an 8-digit DPID, followed by an optional customer information string. A comma may be used as a separator for the ninth byte of the string. Invalid characters or lengths in the DPID and in the customer information string are flagged with an error.

### Singapore Post 4-State bar code descriptors

| Field name                   | Byte | Range                      | Default value         | Description  |
|------------------------------|------|----------------------------|-----------------------|--|
| Symbology ID                 | 0–1  | N/A                        | 21 dec<br>(00 15 hex) | Selects the Singapore Post 4-State symbology.  |
| Bar width                    | 2    | 38–63 dec<br>(26–3F hex)   | 50 dec<br>(32 hex)    | Sets the bar width to 1/100 mm.  |
| Bar pitch                    | 3    | 20–24 dec<br>(14–18 hex)   | 22 dec<br>(16 hex)    | Sets the number of bars that print per inch.   |
| Tracker height               | 4    | 102–152 dec<br>(66–98 hex) | 127 dec<br>(7F hex)   | Sets the tracker height to 1/100 mm.   |
| Ascender or descender offset | 5    | 160–216 dec<br>(A0–D8 hex) | 188 dec<br>(BC hex)   | Sets the ascender and descender offset to 1/100 mm.<br>The total height of an ascender or descender is the sum of this field and the tracker height. |
| Reserved                     | 6–15 | N/A                        | N/A                   | N/A  |



**Note:** The bar code data sent with Singapore Post consists of a 6-character or 4-character string. Invalid characters or lengths are flagged with an error. String lengths of 4 characters imply a BRS license number.

## RM4SCC bar code descriptors

| Field name                   | Byte | Range                      | Default value         | Description   |
|------------------------------|------|----------------------------|-----------------------|---|
| Symbology ID                 | 0–1  | N/A                        | 22 dec<br>(00 16 hex) | Selects the RM4SCC symbology.   |
| Bar width                    | 2    | 38–63 dec<br>(26–3F hex)   | 50 dec<br>(32 hex)    | Sets the bar width to 1/100 mm.   |
| Bar pitch                    | 3    | 20–24 dec<br>(14–18 hex)   | 22 dec<br>(16 hex)    | Sets the number of bars that print per inch.  |
| Tracker height               | 4    | 102–152 dec<br>(66–98 hex) | 127 dec<br>(7F hex)   | Sets the tracker height to 1/100 mm.  |
| Ascender or descender offset | 5    | 160–216 dec<br>(A0–D8 hex) | 188 dec<br>(BC hex)   | Sets the ascender and descender offset to 1/100 mm. The total height of an ascender or descender is the sum of this field and the tracker height. |
| Reserved                     | 6–15 | N/A                        | N/A                   | N/A   |

**Note:** All code formats are supported. The format is implied on the type of data received. Embedded spaces and commas are allowed.

## Japan Post 4-State bar code descriptors

| Field name        | Byte | Range                     | Default value         | Description  |
|-------------------|------|---------------------------|-----------------------|--|
| Symbology ID      | 0–1  | N/A                       | 23 dec<br>(00 17 hex) | Selects the Japan Post 4-State bar code symbology. |
| Bar code size     | 2    | 80–115 dec<br>(50–73 hex) | 100 dec<br>(64 hex)   | Sets the overall bar code size.                    |
| Bar width         | 3    | 0.50–0.70a <sup>†</sup>   | 0.60a <sup>†</sup>    | Sets the bar width.                                |
| Space width       | 4    | 0.45–0.60a <sup>†</sup>   | 0.60a <sup>†</sup>    | Sets the space width.                              |
| Timing bar height | 5    | 1.05–1.35a <sup>†</sup>   | 1.20a <sup>†</sup>    | Sets the timing bar height.                        |
| Long bar height   | 6–7  | 3.40–3.60a <sup>†</sup>   | 3.60a <sup>†</sup>    | Sets the long bar height.                          |
| Reserved          | 8–15 | N/A                       | N/A                   | N/A  |

<sup>†</sup> **a** is a unit-less value multiplying factor used in other parameters. It is the bar code size from byte 2.

### Notes:

- The bar code data sent with Japan Post consists of a 7-digit postal code number. A block and house number may follow.
- A hyphen may be included between the third and fourth digits of the postal code number, and between the postal code number and the block and house number.
- Hyphens included as part of the block and house number information are encoded as data in the bar code.

- Invalid characters or lengths in the postal code number are flagged with an error.
- Invalid characters in the block and house number information are flagged with an error.

## Dutch Post 4-State bar code descriptors

| Field name                    | Byte | Range                      | Default value         | Description  |
|-------------------------------|------|----------------------------|-----------------------|--|
| Symbology ID                  | 0–1  | N/A                        | 24 dec<br>(00 18 hex) | Selects the Dutch Post 4-State symbology.            |
| Bar width                     | 2    | 38–63 dec<br>(26–3F hex)   | 50 dec<br>(32 hex)    | Sets the bar width to 1/100 mm.                      |
| Bar pitch                     | 3    | 20–24 dec<br>(14–18 hex)   | 22 dec<br>(16 hex)    | Sets the number of bars that print per inch.         |
| Synchronization bar height    | 4    | 102–152 dec<br>(66–98 hex) | 127 dec<br>(7F hex)   | Sets the synchronization bar height to 1/100 mm.     |
| Upward or downward bar height | 5    | 160–216 dec<br>(A0–D8 hex) | 188 dec<br>(BC hex)   | Sets the upward and downward bar height to 1/100 mm. |
| Reserved                      | 6–15 | N/A                        | N/A                   | N/A  |

### Notes:

- The bar code data sent with Dutch Post consists of a 6-character postcode (4 digits followed by 2 letters). Any of the following may follow: a 1–5-digit house, postbox, or freepost number; a separator character (**x**); and a 1–6-character house number extension (digits or letters).
- For foreign addresses, the data may consist of a 2-letter ISO country code, followed by a 1–16-character foreign postcode. Data beginning with a letter is assumed to follow this format.
- Invalid characters or lengths in the postcode; house, postbox, or freepost number; house number extension; country code; or foreign postcode are flagged with an error.

## USPS FIM bar code descriptors

| Field name   | Byte | Range | Default value | Description                     |
|--------------|------|-------|---------------|---------------------------------|
| Symbology ID | 0–1  | N/A   | 00 28 hex     | Selects the USPS FIM symbology. |
| Reserved     | 2–15 | N/A   | N/A           | N/A                             |

The only valid characters in this symbology are **A** (ASCII 65), **B** (ASCII 66), **C** (ASCII 67), and **D** (ASCII 68). These characters in the data produce the FIM-A, FIM-B, FIM-C, and FIM-D patterns in the symbol respectively. A single character of data producing one of the four defined FIM patterns is the expected use of this symbology. If more than one character of data is provided, then no space is inserted between the FIM patterns generated by the data characters. Invalid characters are ignored, and do not produce any error message.

FIM symbols are printed according to the USPS specifications. Bar height is fixed at 5/8 inch. Bars and spaces have a fixed width of 1/32 inch. Cursor positioning is handled similarly as one-dimensional symbologies.

## Swiss Post bar code descriptors

| Field name                | Byte | Range   | Default value          | Description   |
|---------------------------|------|---|------------------------|---|
| Symbology ID              | 0–1  | N/A   | 102 dec<br>(00 06 hex) | Selects the Swiss Post symbology.   |
| Text location             | 2    | Fixed value   | 4 dec<br>(04 hex)      | #p parameter.   |
| Text typeface             | 3    | Fixed value   | 2 dec<br>(02 hex)      | #h parameter, <b>A</b> value.   |
| Text style                | 4    | Fixed value   | 3 dec<br>(03 hex)      | #h parameter, <b>C</b> value.   |
| Bar height units          | 5    | 0–4 dec<br>(00–04 hex)  | 4 dec<br>(04 hex)      | Specifies units for bar height dimensions.<br><b>0</b> —Use the default value.<br><b>1</b> —1/300 in. units.<br><b>2</b> —1/600 in. units.<br><b>3</b> —1/1200 in. units.<br><b>4</b> —1/720 in. units. |
| Bar height                | 6–7  | Bar height must be: <ul style="list-style-type: none"> <li>• Greater than or equal to 20 mm for module widths less than or equal to 0.45 mm.</li> <li>• Greater than or equal to 23 mm for module widths greater than 0.45 mm.</li> </ul> | 653 dec<br>(02 8D hex) | #v parameter (in bar height units, see byte 5).   |
| Bar and space width units | 8    | 0–4 dec<br>(00–04 hex)  | 02 dec                 | Specifies units for bar and space widths.<br><b>0</b> —Use the default value.<br><b>1</b> —1/300 in. units.<br><b>2</b> —1/600 in. units.<br><b>3</b> —1/1200 in. units.<br><b>4</b> —1/720 in. units.  |

| Field name                  | Byte  | Range        | Default value      | Description  |
|-----------------------------|-------|--------------|--------------------|--|
| Bar width #1 (module width) | 9–10  | 0.40–0.51 mm | 11 dec<br>(0B hex) | The module width determines all bar and space widths.<br>Bar and space width K is $K \times$ (module width). |
| Space width #1              | 11–12 | N/A          | 0B hex             |  |
| Bar width #2                | 13–14 | N/A          | 16 hex             |  |
| Space width #2              | 15–16 | N/A          | 16 hex             |  |
| Bar width #3                | 17–18 | N/A          | 21 hex             |  |
| Space width #3              | 19–20 | N/A          | 21 hex             |  |
| Bar width #4                | 21–22 | N/A          | 2C hex             |  |
| Space width #4              | 23–24 | N/A          | 2C hex             |  |
| Reserved                    | 25–31 | N/A          | N/A                | N/A  |

Data consists of an 18-digit identification code composing of the following:

- A 2-digit post code
- A 2-digit billing district code
- A 6-digit customer account number
- An 8-digit item number

To enhance readability, "." (ASCII 46) may appear anywhere in the data. Three "." are inserted automatically at the correct positions in the HRT printed with a Swiss Post bar code symbol, separating the four components on the identification code. Invalid characters or lengths in the identification code are flagged with an error.

## ISBN and ISBN+5 bar code descriptors

| Field name       | Byte | Range                  | Default value         | Description   |
|------------------|------|------------------------|-----------------------|---|
| Symbology ID     | 0–1  | N/A                    | 00 64 hex             | Selects the ISBN symbology.   |
| Text location    | 2    | 0–5 dec<br>(00–05 hex) | 3 dec<br>(03 hex)     | <b>#p</b> parameter.  |
| Text typeface    | 3    | 0–5 dec<br>(00–05 hex) | 0 dec<br>(00 hex)     | <b>#h</b> parameter, <b>A</b> value.  |
| Text style       | 4    | 0–4 dec<br>(00–04 hex) | 0 dec<br>(00 hex)     | <b>#h</b> parameter, <b>C</b> value.  |
| Bar height units | 5    | 00–04 hex              | 04 hex                | Specifies units for bar height dimensions.<br><b>0</b> —Use the default value.<br><b>1</b> —1/300 in. units (binary 0001).<br><b>2</b> —1/600 in. units (binary 0010).<br><b>3</b> —1/1200 in. units (binary 0011).<br><b>4</b> —1/720 in. units (binary 0100). |
| Bar height       | 6–7  | N/A                    | 74 dec<br>(00 4A hex) | <b>#v</b> parameter (in bar height units, see byte 5).  |

| Field name                | Byte  | Range                  | Default value          | Description  |
|---------------------------|-------|------------------------|------------------------|--|
| Bar and space width units | 8     | 00–04 hex              | 02 hex                 | Specifies units for bar and space widths.<br><b>0</b> —Use the default value.<br><b>1</b> —1/300 in. units (binary 0001).<br><b>2</b> —1/600 in. units (binary 0010).<br><b>3</b> —1/1200 in. units (binary 0011).<br><b>4</b> —1/720 in. units (binary 0100). |
| Bar width #1              | 9–10  | N/A                    | 8 dec<br>(00 08 hex)   | <b>#b1</b> parameter (in bar and space width units, see byte 8).   |
| Space width #1            | 11–12 | N/A                    | 8 dec<br>(00 08 hex)   | <b>#s1</b> parameter (in bar and space width units, see byte 8).   |
| Bar width #2              | 13–14 | N/A                    | 16 dec<br>(00 10 hex)  | <b>#b2</b> parameter (in bar and space width units, see byte 8).   |
| Space width #2            | 15–16 | N/A                    | 16 dec<br>(00 10 hex)  | <b>#s2</b> parameter (in bar and space width units, see byte 8).   |
| Bar width #3              | 17–18 | N/A                    | 24 dec<br>(00 18 hex)k | <b>#b3</b> parameter (in bar and space width units, see byte 8).   |
| Space width #3            | 19–20 | N/A                    | 24 dec<br>(00 18 hex)  | <b>#s3</b> parameter (in bar and space width units, see byte 8).   |
| Bar width #4              | 21–22 | N/A                    | 32 dec<br>(00 20 hex)  | <b>#b4</b> parameter (in bar and space width units, see byte 8).   |
| Space width #4            | 23–24 | N/A                    | 32 dec<br>(00 20 hex)  | <b>#s4</b> parameter (in bar and space width units, see byte 8).   |
| ISBN text location        | 25    | 0–5 dec<br>(00–05 hex) | 5 dec<br>(05 hex)      | Specifies the location of the ISBN text.<br><b>0</b> —Use the default value.<br><b>1</b> —Do not print the text.<br><b>4</b> —Print the text below symbol.<br><b>5</b> —Print the text above symbol.   |
| Reserved                  | 26–31 | N/A                    | N/A                    | N/A  |

ISBN bar codes are EAN-13 symbols that encode the first 9 digits of an ISBN prefaced by a special Bookland country code (978). In addition to the 13 digits encoded by the symbol, the complete 10-digit ISBN is usually printed in its human-readable format. The checksum digit is not encoded. The ISBN bar code descriptor contains two sets of fields for specifying the placement, typeface, and style of these two separate text strings.

In an ISBN symbol, the data must consist of a 10-digit ISBN, optionally followed by a 5-digit add-on code. If this code appears in the data, then an EAN-13+5 symbol is generated, with the add-on code encoded in the +5 section of the symbol. The last digit of an ISBN, the checksum digit, may be an **x** (ASCII 88).

To enhance readability, "-" (ASCII 45) may appear anywhere in the data. In an ISBN text printed with the symbol, a hyphenation algorithm inserts "-" regardless of where they appear in the data.

The checksum digit is not encoded in the symbol. It is required in the data only for inclusion in the ISBN text printed with the symbol. A calculation in Forms and Bar Code Card does *not* verify or replace the ISBN checksum digit.

The following conditions produce an error message:

- Lengths other than 10 or 15 digits
- Any character other than a digit or a "-" except for an **X** in the tenth digital position

Cursor positioning is handled similarly as one-dimensional symbologies.

If bytes 5 or 8 are changed from their default values, then the parameters of the bar height and the bar and space width assume new dimensions, based on the new units. In other words, the parameters are in units, and if the measurements of the units change, then so does the physical printed bar code.

If any of the parameters are set to **0**, then the default value assigned in the table is used.

## ISSN, ISSN+2, and ISSN+5 bar code descriptors

| Field name                | Byte  | Range                  | Default value         | Description   |
|---------------------------|-------|------------------------|-----------------------|---|
| Symbology ID              | 0–1   | N/A                    | 00 65 hex             | Selects the ISSN symbology.   |
| Text location             | 2     | 0–5 dec<br>(00–05 hex) | 3 dec<br>(03 hex)     | <b>#p</b> parameter.  |
| Text typeface             | 3     | 0–5 dec<br>(00–05 hex) | 0 dec<br>(00 hex)     | <b>#h</b> parameter, <b>A</b> value.  |
| Text style                | 4     | 0–4 dec<br>(00–04 hex) | 0 dec<br>(00 hex)     | <b>#h</b> parameter, <b>C</b> value.  |
| Bar height units          | 5     | 00–04 hex              | 04 hex                | Specifies units for bar height dimensions.<br><b>0</b> —Use the default value.<br><b>1</b> —1/300 in. units (binary 0001).<br><b>2</b> —1/600 in. units (binary 0010).<br><b>3</b> —1/1200 in. units (binary 0011).<br><b>4</b> —1/720 in. units (binary 0100). |
| Bar height                | 6–7   | N/A                    | 74 dec<br>(00 4A hex) | <b>#v</b> parameter (in bar height units, see byte 5)   |
| Bar and space width units | 8     | 00–04 hex              | 02 hex                | Specifies units for bar and space widths.<br><b>0</b> —Use the default value.<br><b>1</b> —1/300 in. units (binary 0001).<br><b>2</b> —1/600 in. units (binary 0010).<br><b>3</b> —1/1200 in. units (binary 0011).<br><b>4</b> —1/720 in. units (binary 0100).  |
| Bar width #1              | 9–10  | N/A                    | 8 dec<br>(00 08 hex)  | <b>#b1</b> parameter (in bar and space width units, see byte 8).  |
| Space width #1            | 11–12 | N/A                    | 8 dec<br>(00 08 hex)  | <b>#s1</b> parameter (in bar and space width units, see byte 8).  |

| Field name         | Byte  | Range                  | Default value         | Description  |
|--------------------|-------|------------------------|-----------------------|--|
| Bar width #2       | 13–14 | N/A                    | 16 dec<br>(00 10 hex) | <b>#b2</b> parameter (in bar and space width units, see byte 8).   |
| Space width #2     | 15–16 | N/A                    | 16 dec<br>(00 10 hex) | <b>#s2</b> parameter (in bar and space width units, see byte 8).   |
| Bar width #3       | 17–18 | N/A                    | 24 dec<br>(00 18 hex) | <b>#b3</b> parameter (in bar and space width units, see byte 8).   |
| Space width #3     | 19–20 | N/A                    | 24 dec<br>(00 18 hex) | <b>#s3</b> parameter (in bar and space width units, see byte 8).   |
| Bar width #4       | 21–22 | N/A                    | 32 dec<br>(00 20 hex) | <b>#b4</b> parameter (in bar and space width units, see byte 8).   |
| Space width #4     | 23–24 | N/A                    | 32 dec<br>(00 20 hex) | <b>#s4</b> parameter (in bar and space width units, see byte 8).   |
| ISSN text location | 25    | 0–5 dec<br>(00–05 hex) | 5 dec<br>(05 hex)     | <b>0</b> —Use the default value.<br><b>1</b> —Do not print the text.<br><b>4</b> —Print the text below symbol.<br><b>5</b> —Print the text above symbol. |
| Reserved           | 26–31 | N/A                    | N/A                   | N/A  |

ISSN bar codes are EAN-13 symbols that encode the first 7 digits of an ISSN prefaced by a special “land of serial publications” country code (977) and followed by a 2-digit price code. In addition to the 13 digits encoded by the symbol, the complete 8-digit ISSN is usually printed in human-readable format along with the symbol. The checksum digit is not encoded. The ISSN bar code descriptor contains two sets of fields for specifying the placement, typeface, and style of these two separate text strings.

In an ISSN symbol, the data must consist of an 8-digit ISSN, followed by a 2-digit price code. The data is optionally followed by a 2- or 5-digit add-on code. If this code appears in the data, then an EAN-13+2 or EAN-13+5 is generated. The add-on code is encoded in the +2 or +5 section of the symbol. The last digit of an ISSN, the checksum digit, may be an **X** (ASCII 88).

To enhance readability, "-" (ASCII 45) may appear anywhere in the data. In an ISSN text printed with the symbol, "-" is always placed in a fixed position.

The checksum digit is not encoded in the symbol. It is required in the data only for inclusion in the ISSN text printed with the symbol. A calculation in Forms and Bar Code Card does *not* verify or replace the ISSN checksum digit.

The following conditions produce an error message:

- Lengths other than 10, 12, or 15 digits
- Any character other than a digit or a "-" except for an **X** in the eighth digital position

Cursor positioning is handled similarly as one-dimensional symbologies.

If bytes 5 or 8 are changed from their default values, then the parameters of the bar height and the bar and space width assume new dimensions, based on the new units. In other words, the parameters are in units, and if the measurements of the units change, so does the physical printed bar code.

If any of the parameters are set to **0**, then the default value assigned in the table is used.

## HIBC 39/128 bar code descriptors

| Field name       | Byte | Type | Range  | Default value                | Description   |
|------------------|------|------|--|------------------------------|---|
| Symbology ID     | 0–1  | int  | N/A  | N/A                          | Required. <ul style="list-style-type: none"> <li>• 112 dec (00 70 hex) specifies HIBC 39 PAS symbology.</li> <li>• 113 dec (00 71 hex) specifies HIBC 39 SLS symbology.</li> <li>• 114 dec (00 72 hex) specifies HIBC 128 PAS symbology.</li> <li>• 115 dec (00 73 (hex) specifies HIBC 128 SLS symbology.</li> </ul> |
| HRT location     | 2    | int  | <b>0</b> —Use the default value.<br><b>1</b> —No HRT.<br><b>2</b> —Print the text embedded.<br><b>3</b> —Print the text half embedded.<br><b>4</b> —Print the text below bar code.<br><b>5</b> —Print the text above bar code. | 0 or 4 dec<br>(00 or 04 hex) | Optional.<br>Corresponds to the HP <b>#p</b> parameter.   |
| HRT typeface     | 3    | int  | <b>0</b> —Courier<br><b>1</b> —SM Gothic<br><b>2</b> —SM Unit<br><b>3</b> —SM Unit Condensed<br><b>4</b> —Roman<br><b>5</b> —OCRB  | 0 dec<br>(00 hex)            | Optional.<br>Corresponds to the HP <b>#h</b> parameter.   |
| HRT style        | 4    | int  | <b>0</b> —Regular<br><b>1</b> —Italic<br><b>2</b> —Bold (default)<br><b>3</b> —Bold Italic   | 2 dec<br>(02 hex)            | Optional.<br><b>Note:</b> Default font style for OCRB is Regular.   |
| Bar height units | 5    | int  | <b>0</b> —1/600 in. units (default)<br><b>1</b> —1/300 in. units<br><b>2</b> —1/600 in. units<br><b>3</b> —1/1200 in. units  | 0 or 2 dec<br>(00 or 02 hex) | Optional.<br>Specifies units for bar height dimensions.   |



| Field name   | Byte  | Type | Range   | Default value                | Description   |
|--|-------|------|---|------------------------------|---|
| Bar height   | 6–7   | int  | 150–600 dec   | 240 dec<br>(00 F0 hex)       | Optional.<br>Corresponds to the HP #v parameter in the specified bar height units.<br><br><b>Notes:</b> <ul style="list-style-type: none"> <li>• Values beyond the defined range are clipped and set to the minimum and maximum values.</li> <li>• The default HIBC bar height is 0.4 in. If byte 5 is set to <b>00</b> (600 dpi), then the bar height is 240 dec (00 F0 hex).</li> </ul> |
| Bar and space width units                            | 8     | int  | <b>0</b> —1/600 in. units (default)<br><b>1</b> —1/300 in. units<br><b>2</b> —1/600 in. units<br><b>3</b> —1/1200 in. units | 0 or 2 dec<br>(00 or 02 hex) | Optional.<br>Specifies units for bar and space widths.  |
| Bar width #1 (Code 128 bar 1, or Code 39 Narrow)     | 9–10  | int  | 5–27 dec  | 6 dec<br>(00 06 hex)         | Optional.<br><b>Notes:</b> <ul style="list-style-type: none"> <li>• Values beyond the defined range are clipped and set to the minimum and maximum values.</li> <li>• The default bar width of HIBC 128 bar 1 and HIBC 39 Narrow are both 0.01 in. If byte 5 is set to <b>00</b> (600 dpi), then the bar width is 6 dec (00 06 hex).</li> </ul>   |
| Space width #1 (Code 128 space 1, or Code 39 Narrow) | 11–12 | int  | 5–27 dec  | 6 dec<br>(00 06 hex)         | Optional.<br><b>Notes:</b> <ul style="list-style-type: none"> <li>• Values beyond the defined range are clipped and set to the minimum and maximum values.</li> <li>• The default space width of HIBC 128 space 1 and HIBC 39 Narrow are both 0.01 in. If byte 5 is set to <b>00</b> (600 dpi), then the space width is 6 dec (00 06 hex).</li> </ul>                                     |

## ITF-14 bar code descriptors

| Field name       | Byte | Type      | Range  | Default value                | Description   |
|------------------|------|-----------|--|------------------------------|---|
| Symbology ID     | 0–1  | int int   | N/A  | 103 dec<br>(00 67 hex)       | Required.<br>Selects the ITF-14 symbology.  |
| HRT location     | 2    | int       | <b>0</b> —Use the default value (no HRT).<br><b>1</b> —No HRT.<br><b>4</b> —Print the text below bar code.<br><b>5</b> —Print the text above bar code. | 0 or 1 dec<br>(00 or 01 hex) | Optional.<br>Corresponds to the HP <b>#p</b> parameter.   |
| HRT typeface     | 3    | int       | <b>0</b> —Courier (default)<br><b>1</b> —SM Gothic<br><b>2</b> —SM Unit<br><b>3</b> —SM Unit Condensed<br><b>4</b> —Roman<br><b>5</b> —OCR-B           | 0 dec<br>(00 hex)            | Optional.<br>Corresponds to the HP <b>#h</b> parameter.   |
| HRT style        | 4    | int       | <b>0</b> —Regular<br><b>1</b> —Italic<br><b>2</b> —Bold<br><b>3</b> —Bold Italic   | 2 dec<br>(02 hex)            | Optional.<br><b>Note:</b> Default font style for OCR-B is Regular.  |
| Bar height units | 5    | int       | <b>0</b> —1/600 in. units (default)<br><b>1</b> —1/300 in. units<br><b>2</b> —1/600 in. units<br><b>3</b> —1/1200 in. units                            | 2 dec<br>(02 hex)            | Optional.<br>Specifies units for bar height dimensions.   |
| Bar height       | 6–7  | [int int] | The minimum value is 307 dec (01 33 hex).<br>There is no maximum value.  | 756 dec<br>(02 F4 hex)       | Optional.<br>Corresponds to the HP <b>#v</b> parameter in the specified bar height units.<br><b>Notes:</b> <ul style="list-style-type: none"> <li>• Values beyond the defined range are clipped and set to the minimum value.</li> <li>• The default Bar Code Expansion (BCE) ITF-14 bar height is 1.25984 in. If byte 5 is set to <b>00</b> (600 dpi), then the bar height is 755.9 bar height unit (756 dec or 02 F4 hex).</li> </ul> |

| Field name                | Byte  | Type      | Range  | Default value  | Description   |
|---------------------------|-------|-----------|--|--|---|
| Bar and space width units | 8     | int       | <b>0</b> —1/600 in. units (default)<br><b>1</b> —1/300 in. units<br><b>2</b> —1/600 in. units<br><b>3</b> —1/1200 in. units  | 0 or 2 dec<br>(00 or 02 hex)   | Optional.<br>Specifies units for bar and space widths.  |
| Bar width #1              | 9–10  | [int int] | 12–24 dec<br>(00 0C–00 18 hex)   | 12 dec<br>(00 0C hex)  | Optional.<br><b>Notes:</b> <ul style="list-style-type: none"> <li>• Values beyond the defined range are clipped and set to the minimum and maximum values.</li> <li>• The default bar width of ITF-14 Narrow is 0.02 in. If byte 5 is set to <b>00</b> (600 dpi), then the bar width (narrow) is 12 dec (00 0C hex).</li> </ul>     |
| Space width #1            | 11–12 | [int int] | 12–24 dec<br>(00 0C–00 18 hex)   | 12 dec<br>(00 0C hex)  | Optional.<br><b>Notes:</b> <ul style="list-style-type: none"> <li>• Values beyond the defined range are clipped and set to the minimum and maximum values.</li> <li>• The default space width of ITF-14 Narrow is 0.02 in. If byte 5 is set to <b>00</b> (600 dpi), then the space width (narrow) is 12 dec (00 0C hex).</li> </ul> |
| Bar width #2 (Wide)       | 13–14 | [int int] | 27–72 dec<br>(00 1B–00 48 hex)<br><b>Note:</b> The minimum bar width #2 value is 2.25 multiplied by the bar width #1 value. The maximum value is 3 multiplied by the bar width #1 value. | <b>Note:</b> The default value is 2.50 multiplied by the bar width #1 value. | Optional.<br><b>Note:</b> Values beyond the defined range are clipped and set to the minimum and maximum values.  |

| Field name            | Byte  | Type      | Range  | Default value  | Description  |
|-----------------------|-------|-----------|--|--|--|
| Space width #2 (Wide) | 15–16 | [int int] | 27–72 dec<br>(00 1B–00 48 hex)<br><b>Note:</b> The minimum space width #2 value is 2.25 multiplied by the space width #1 value. The maximum value is 3 multiplied by the space width #1 value. | <b>Note:</b> The default value is 2.50 multiplied by the space width #1 value. | Optional.<br><b>Note:</b> Values beyond the defined range are clipped and set to the minimum and maximum values. |
| Reserved              | 17–31 | N/A       | N/A  | N/A  | Optional.  |

## PLANET bar code descriptors

PLANET is called from PCL using the block call method. For more information on the specifications implemented on the PLANET bar code, see the documentation for USPS PLANET.

| Field name   | Byte | Type    | Range     | Default value          | Description   |
|--------------|------|---------|-----------|------------------------|---|
| Symbology ID | 0–1  | int int | N/A       | 128 dec<br>(00 08 hex) | Selects the PLANET symbology.   |
| Bar width    | 2    | int     | 20–24 dec | 22 dec<br>(16 hex)     | Optional.<br>Specifies the X dimension of the bar pitch.<br><b>Note:</b> Values less than 20 dec (14 hex) result in a pitch of 20. Values greater than 24 dec (18 hex) result in a pitch of 24. |

## Intelligent Mail bar code descriptors

Intelligent Mail bar code is called from PCL using the block-call method.

| Field name     | Bytes | Type | Range                      | Default value         | Description   |
|----------------|-------|------|----------------------------|-----------------------|---|
| Symbology ID   | 0–1   | name | N/A                        | 25 dec<br>(00 19 hex) | Required.<br>Selects the Intelligent Mail bar code symbology. |
| Bar width      | 2     | N/A  | 38–63 dec<br>(26–3F hex)   | 50 dec<br>(16 hex)    | Optional.<br>Sets the bar width to 1/100 mm.                  |
| Bar pitch      | 3     | N/A  | 20–24 dec<br>(14–18 hex)   | 23 dec<br>(17 hex)    | Optional.<br>Specifies the X dimension of the bar pitch.      |
| Tracker height | 4     | N/A  | 100–160 dec<br>(64–A0 hex) | 127 dec<br>(7F hex)   | Sets the tracker height to 1/100 mm.                          |

| Field name                   | Bytes | Type | Range   | Default value       | Description   |
|------------------------------|-------|------|---|---------------------|---|
| Ascender or descender offset | 5     | N/A  | 100–210 dec<br>(64–D2 hex)  | 135 dec<br>(87 hex) | Sets the ascender and descender offset to 1/100 mm.<br>The total height of the ascender or descender is the sum of this field and the tracker height. |
| HRT location                 | 6     | N/A  | <b>0</b> —Use the default value (no HRT).<br><b>1</b> —No HRT.<br><b>2</b> —Print the text embedded.<br><b>3</b> —Print the text half embedded.<br><b>4</b> —Print the text below bar code.<br><b>5</b> —Print the text above bar code. | 1                   | Optional.<br><b>Note:</b> Intelligent Mail bar code uses only the values 1, 4, and 5. Other values not specified are replaced with 1.                 |
| Reserved                     | 7–15  | N/A  | N/A   | N/A                 | These bytes are ignored.  |

## Two-dimensional bar codes

### PDF417 bar code descriptors

| Bytes | Most significant byte     | Least significant byte    | Range   | Default value                | Description   |
|-------|---------------------------|---------------------------|---|------------------------------|---|
| 0–1   | Symbology ID byte 1 (00x) | Symbology ID byte 2 (03x) | N/A   | N/A                          | Required.<br>The two bytes with values 0 and 3 dec (00 and 03 hex) signify the symbology. |
| 2–3   | Reserved                  | Units<br>Maxi             | <b>0</b> —Use the default value (1/600 in. units).<br><b>1</b> —1/300 in. units.<br><b>2</b> —1/600 in. units.<br><b>3</b> —1/1200 in. units. | 0 or 2 dec<br>(00 or 02 hex) | Optional.<br>Sets the units used in specifying any further parameters or dimensions.      |

| Bytes | Most significant byte         | Least significant byte        | Range         | Default value           | Description  |
|-------|-------------------------------|-------------------------------|---------------|-------------------------|--|
| 4–5   | X dimension byte 1 (in Units) | X dimension byte 2 (in Units) | 240–12000 dec | 945 dec<br>(03 B1 hex)  | <p>Optional.</p> <p>Sets the X dimension of the module (white or black rectangle) in 100th of an inch.</p> <p><b>Notes:</b></p> <ul style="list-style-type: none"> <li>• Values beyond the defined range are clipped and set to the minimum and maximum values.</li> <li>• You need a value of 9.45 (945 dec or 03 B1 hex) to set the X dimension to its default at 600 dpi.</li> <li>• The Units enumeration is set to 02 or 00 hex, and these two bytes are 03 and B1 hex.</li> </ul>  |
| 6–7   | Y dimension byte 1 (in Units) | Y dimension byte 2 (in Units) | 480–60000 dec | 1890 dec<br>(07 62 hex) | <p>Optional.</p> <p>Sets the Y dimension of the module (white or black rectangle) in 100th of an inch.</p> <p><b>Notes:</b></p> <ul style="list-style-type: none"> <li>• The range of values of the Y dimension is between 2 and 5 times the value of the X dimension. Values beyond this range are clipped and set to the minimum and maximum values.</li> <li>• The default width of this element from the BCE is twice that of the X dimension. You need a value of 18.9 (1890 dec or 07 62 hex) to set the Y dimension to its default at 600 dpi.</li> <li>• The Units enumeration is set to 02 or 00 hex, and these two bytes are 07 and 62 hex. If unspecified, then the Y dimension doubles that of the X dimension.</li> </ul> |

| Bytes | Most significant byte | Least significant byte | Range                              | Default value     | Description   |
|-------|-----------------------|------------------------|------------------------------------|-------------------|---|
| 8–9   | Rows                  | Columns                | Rows: 4–44 dec<br>Columns: 1–4 dec | 0 dec<br>(00 hex) | Optional.<br>Manually set the number of symbol rows and columns. Automatic operation is specified by using 0. |
| 10–15 | Reserved              | N/A                    | N/A                                | N/A               | N/A   |

**Note:** Byte Compaction Mode is sometimes referred to as Binary Compaction Mode.

### Symbology ID bytes 1 and 2: (Required = 0001x)

These two bytes signify the symbology. Because most descriptors are of different sizes and information, all bar code descriptors must reserve the first two bytes for the symbology ID. If the first two bytes are reserved, then the remaining bytes can be interpreted accordingly. For PDF417, these two bytes must be 00x and 01x.

### ECC by predetermined value: (Default = 00x)

This byte designates error correction levels by predetermined values. Valid predetermined values are 0–8. If the value of this byte is anything other than 0–8, then the ECC level is set to 0.

| Predetermined values | Number of error codewords |
|----------------------|---------------------------|
| 00x                  | 2                         |
| 01x                  | 4                         |
| 02x                  | 8                         |
| 03x                  | 16                        |
| 04x                  | 32                        |
| 05x                  | 64                        |
| 06x                  | 128                       |
| 07x                  | 256                       |
| 08x                  | 512                       |

ECC can also be specified as a percentage. A valid nonzero ECC by percentage overrides ECC by predetermined value. For more information, see [“ECC by percentage, bytes 1 and 2: \(Default = 0000x\)” on page 48](#).

### Units enumeration for X dimension: (Default = 02x)

This byte sets the units used in specifying the X dimension (the smallest element width). Supported values are 01x for 300 dpi units, 02x for 600 dpi units, and 03x for 1200 dpi units.

### X dimension, bytes 1 and 2: (Default = 0005x)

These two bytes set the X dimension. To set the narrowest element to 5/300 of an inch, the Units enumeration must be set to 01x, and these two bytes are 00x and 05x.

### Y ratio: (Default = 03x)

This byte sets the bar height in terms of narrowest element width. If the X dimension is 5/300 inch, then to set the bar height to 15/300 inch, this byte is 03x.

**Truncated: (Default = 00x)**

This byte determines if the right row indicator and stop pattern are omitted. A value of 01x activates truncation. All other values disable truncation.

**Rows: (Default = 00x)**

Manually set the number of symbol rows. Using the aspect ratio, both rows and columns must be **00x**. Valid nonzero values are 03x to 5Ax (3 to 90 decimal). A value of 3 is used in place of any specified nonzero value less than 3. A value of 90 is used in place of any specified nonzero value greater than 90. If columns is a valid nonzero value, and rows is 0, then the "codewords:columns" ratio determines the number of rows used to build the symbol. For example, if columns is set to 10, rows is set to 0, and the symbol requires 80 codewords, then the symbol is built with 8 rows (80 codewords / 10 columns).

**Columns: (Default = 00x)**

Manually set the number of symbol columns. Using the aspect ratio, both columns and rows must be **00x**. Valid nonzero values are 01x to 1Ex (1 to 30 decimal). A value of 30 is used in place of any specified nonzero value greater than 30. If rows is a valid nonzero value, and columns is 0, then the "codewords:rows" ratio determines the number of columns used to build the symbol. For example, if rows is set to 15, columns is set to 0, and the symbol requires 90 codewords, then the symbol is built with 6 columns (90 codewords / 15 rows).

**Note:** When manually setting the number of symbol rows and columns, the value of rows and columns must not exceed 928. A symbol size of rows = 90, columns = 16 are used in place of any specified values for rows and columns that exceed this limit. Anytime the data given for a symbol requires a larger symbol than that specified by a manual setting of rows and columns, the rows and columns settings are ignored. The default aspect ratio of 1:2 is also used.

**Aspect ratio Y: (Default = 01x); Aspect ratio X: (Default = 02x)**

The aspect ratio can be used as an alternate way of designating rows and columns. To use the aspect ratio, rows and columns must both be 0, and aspect ratio Y and aspect ratio X must both be nonzero. If either aspect ratio Y or aspect ratio X is set to zero, then an aspect ratio of 1:2 is used.

**ECC by percentage, bytes 1 and 2: (Default = 0000x)**

These two bytes designate error correction levels by percentage. Valid percentage values range from 0% to 400%. Any value outside this range is ignored. A valid nonzero value overrides ECC by a predetermined value. A zero value causes the predetermined ECC value to be used.

If a valid nonzero percentage is specified, then the ECC level is computed by selecting one of the predetermined ECC levels (0–8). The ECC level selected is the one that best matches the number generated by multiplying the specified percentage by the number of data codewords in the symbol.

For example, if there are 20 data codewords in a symbol, and ECC percentage is specified at 100% (0064x), then the predetermined ECC level selected is the one closest to 20, or ECC level 3 (16 error codewords).

For the same 20 data codewords, and an ECC percentage specified at 35% (0023x), ECC level 2 (8 error codewords) are selected, because it is closest to  $20 \times 0.35$ , or 7.

This example prints a PDF417 bar code with the following settings:

- ECC Level 4
- X dimension = 8/600ths
- Y ratio = 16/600ths



- Non-truncated
- Aspect ratio = 1:4

**Note:** Using this aspect ratio, the bar code symbol is constructed as near as possible to a height-to-width ratio of 1:4.

PCL 5 emulation data:

```
Esc&x16W0001 04 02 0008 02 00 00 00 01 04 0000 0000
```

```
EscC&y39WHere_are_39_bytes_of_data_to_be_encoded
```

**Note:** Each digit is a hexadecimal nibble. Two nibbles make each byte, and thus there are 32 nibbles. Each descriptor field is separated by a space to make the header more readable. These spaces are not sent with the data.

## MaxiCode bar code descriptors

The following is the header definition of the bar code descriptors for MaxiCode:

| Bytes | Most significant byte     | Least significant byte    |
|-------|---------------------------|---------------------------|
| 0–1   | Symbology ID byte 1 (00x) | Symbology ID byte 2 (02x) |
| 2–3   | Mode                      | Reserved                  |

### Symbology ID bytes 0 and 1: (Required = 00 02x)

These two bytes signify the symbology. Because most descriptors are of different sizes and information, all bar code descriptors must reserve the first two bytes for the symbology ID. If the first two bytes are reserved, then the remaining bytes can be interpreted accordingly. For MaxiCode, these two bytes must be 00x and 02x.

### Mode: (Default = 02x)

This field designates what mode to use when interpreting the input data. Valid modes are in hexadecimal:

| Value | Description   |
|-------|---|
| 02x   | Structured carrier message with numeric postal code.      |
| 03x   | Structured carrier message with alphanumeric postal code. |
| 04x   | Standard symbol with standard error correction.           |
| 05x   | Full symbol with enhanced error correction.               |
| 06x   | Reader program with standard error correction.            |

Depending on the mode, the input data sent with the Transfer Bar Code Data command must follow these rules:

- For all modes, the input data must start with a label-number and number-of-labels field. Both fields are one digit in length and are terminated with either a comma or group separator (ASCII 29).
- For Modes 2 and 3, the postal code, country code, and class-of-service fields must follow the label fields. Each field must be terminated with either a comma or group separator.
- A Mode 2 postal code can have zero to nine digits. Postal codes greater than nine digits are truncated. For country code 840 (USA), postal codes of five digits in length are padded with four zeros.
- A Mode 3 postal code can have zero to six alphanumeric characters (any printable character in code set A as defined in the AIM specification). Codes longer than six characters are truncated. Codes shorter than six characters are padded with spaces.

- The country code and class of service must each be three digits in length and padded with leading zeros if necessary.
- For modes 2 and 3, an optional ANSI message header can be inserted before the postal code. `]<RS01GSyy` is a sample ANSI message header, where RS is a record separator, ASCII 30; and yy is a two-digit year. This message is automatically moved to the secondary message. A comma or group separator comma cannot terminate this message.

An optional secondary message follows the class of service for modes 2 and 3. For modes 4, 5, and 6, the message follows the number-of-labels field.

The following are MaxiCode examples of the ASCII data that are sent with the Transfer Bar Code Data command:

Mode 2, separated by commas:

```
Esc&y48W1,1,40361,840,001,This is the secondary message.
```

Mode 3, separated by commas:

```
Esc&y48W1,1,ABC01,840,001,This is the secondary message.
```

Mode 3, separated by group separators (GS) and commas plus optional ANSI message header (yy = 99):

```
Esc&y44W1,1,]RS01GS99ABC01GS840GS022GSsecondary message.
```

Mode 4, separated by commas:

```
Esc&y29W1,1,Here is a mode 4 message.
```

## MicroPDF417 bar code descriptors

MicroPDF417 is a multi-row symbology based on PDF417 and is used for small area applications that require greater area efficiency but lower data capacity than PDF417. MicroPDF417 is distinct from PDF417 in that the symbol may be produced only within specific row, column, and error correction codeword combinations. The combinations can be up to 4 data columns by 44 rows. A specific and limited set of symbol sizes is available; each size includes a fixed level of error correction.

MicroPDF417 provides the following encoding modes:

- **Text**—Use when encoding general text.
- **Byte**—Allows for the first 127 ASCII characters but with a reduced level of efficiency.
- **Numeric**—Use to encode data consisting of numbers only.

Four symbol widths are permitted, each specifying the number of data columns (1–4). Within each symbol width, a variable number of rows (4–44) provides maximum data capacity for the following modes:

- Text compaction mode 0:
  - 250 characters or alphanumeric text (2 data characters per codeword)
  - Permits all printable ASCII characters 32–126 and ASCII 9, 10, and 13
- Byte compaction mode 1:
  - 150 characters or bytes (1.2 data characters per codeword)
  - Permits all 256 ASCII values

**Note:** Byte compaction mode is sometimes referred to as binary compaction mode.
- Numeric compaction mode 2:
  - 366 characters or digits (2.93 data characters per codeword)
  - Permits efficient encoding of numeric data (0–9)

The three modes are used automatically within the bar code engine, depending on the input data. There is no method to specify explicitly any of the modes. NULL (00 hexadecimal) characters are not supported currently due to possible string termination issues within the printer.

The basic block of the MicroPDF417 is the black or white module or rectangle. The nominal dimensions of the module width are two times that of the height ( $W = 2 \times H$ ). Only the module width and height can be specified. The overall width and height of the MicroPDF417 bar code cannot be specified.

| Bytes | Most significant byte         | Least significant byte        | Range   | Default value             | Descriptions   |
|-------|-------------------------------|-------------------------------|---|---------------------------|--|
| 0–1   | Symbology ID byte 1 (00x)     | Symbology ID byte 2 (03x)     | N/A   | N/A                       | Required.<br>The two bytes with values 0 and 3 dec (00 and 03 hex) signify the symbology. Because most descriptors are of different sizes and information, all bar code descriptors must reserve the first two bytes for the symbology ID. If the first two bytes are reserved, then the remaining bytes can be interpreted accordingly.   |
| 2–3   | Reserved                      | Units                         | <b>0</b> —Use the default (1/600-in. units).<br><b>1</b> —1/300-in. units.<br><b>2</b> —1/600-in. units.<br><b>3</b> —1/1200-in. units. | 0 or 2 dec (00 or 02 hex) | Optional.<br>Sets the units used in specifying any further parameters or dimensions.   |
| 4–5   | X dimension byte 1 (in Units) | X dimension byte 2 (in Units) | 240–12000 dec   | 945 dec (03 1 hex)        | Optional.<br>Sets the X dimension of the module (white or black rectangle) in 100th of an inch.<br><br><b>Notes:</b> <ul style="list-style-type: none"> <li>• Values beyond the defined range are clipped and set to the minimum and maximum values.</li> <li>• You need a value of 9.45 (945 dec or 03 B1 hex) to set the X dimension to its default at 600 dpi.</li> <li>• The Units enumeration is set to 02 or 00 hex, and these two bytes are 03 and B1 hex.</li> </ul> |

| Bytes | Most significant byte         | Least significant byte        | Range   | Default value          | Descriptions   |
|-------|-------------------------------|-------------------------------|---|------------------------|--|
| 6–7   | Y dimension byte 1 (in Units) | Y dimension byte 2 (in Units) | 480–60000 dec<br><b>Note:</b> The minimum Y dimension value is 2 multiplied by the X dimension. The maximum value is 5 multiplied by the X dimension. | 1890 dec<br>(7 62 hex) | Optional.<br>Sets the Y dimension of the module (white or black rectangle) in 100th of an inch.<br><b>Notes:</b> <ul style="list-style-type: none"> <li>The range of values for the Y dimension is between 2 and 5 times the value of the X dimension. Values beyond this range are clipped and set to the minimum and maximum values.</li> <li>The default width of this element from the bar code engine is twice that of the X dimension. You need a value of 18.9 (1890 dec or 07 62 hex) to set the Y dimension to its default at 600 dpi.</li> <li>The Units enumeration is set to 02 or 00 hex, and these two bytes are 07 and 62 hex. If unspecified, then the Y dimension doubles that of the X dimension.</li> </ul> |
| 8–9   | Rows                          | Columns                       | Rows: 4–44 dec<br>Columns: 1–4 dec  | 0 dec<br>00 (hex)      | Optional.<br>Manually set the number of symbol rows and columns. Automatic operation is specified by using 0.  |
| 10–15 | Reserved                      | N/A                           | N/A   | N/A                    | N/A  |

## Composite bar codes

A composite bar code symbol consists of a linear component that encodes the primary identification of the item. The linear component is associated with an adjacent two-dimensional composite component that encodes supplementary data, such as a batch number or expiration date.

The composite bar code symbol always includes a linear component so that the primary identification is readable by all scanning technologies. Two-dimensional imagers can also use the linear component as a finder pattern for the adjacent two-dimensional composite component. The composite bar code symbol always includes a multi-row two-dimensional composite component on top of the linear component of the symbol. This composite component is for compatibility with linear and area CCD scanners, and with linear and rastering laser scanners.

The following bar codes allow the addition of a two-dimensional composite component:

**1 UPC-A (including +2 and +5 variants)**

A UPC-A bar code is divided into 4 areas:

**a Number system**—A single digit that identifies the type of product that the following symbol represents.

| Digit | Description   |
|-------|---|
| 0     | Regular UPC codes.                                      |
| 1     | Reserved.   |
| 2     | Weight items marked at the store.                       |
| 3     | National drug or health-related code.                   |
| 4     | No format restrictions, in-store use on non-food items. |
| 5     | Coupons.  |
| 6     | Reserved.   |
| 7     | Regular UPC codes.                                      |
| 8     | Reserved.   |
| 9     | Reserved.   |

**Note:** The number system digit is usually printed on the left of the bar code.

**b Manufacturer code**—A unique code assigned by Uniform Code Council (UCC) to each manufacturer or company that distributes goods. All products produced by a given company use the same manufacturer code.

**Note:** The manufacturer code is usually printed below the bar code.

**c Product code**—A unique code assigned by the manufacturer. Unlike the manufacturer code, which UCC assigns, the manufacturer can assign product codes to each of their products without consulting any other organization.

**Note:** The product code is usually printed below the bar code.

**d Check digit**—An extra digit used to verify that a bar code is scanned correctly. Because a scan can produce incorrect data, verifying that the rest of the data in the bar code is interpreted correctly is useful. The check digit is calculated based on the rest of the digits of the bar code. If the check digit is the same as the check digit value based on the data that is scanned, then the bar code is scanned correctly.

**Note:** The check digit is usually printed on the right of the bar code.

**2 UPC-E (including +2 and +5 variants)**

UPC-E is a variation of UPC-A that allows for a more compact bar code by eliminating extra zeros. Because the resulting UPC-E bar code is about half the size as a UPC-A bar code, UPC-E is generally used on products with very small packaging.

A UPC-E bar code has the following physical structure:

- Left-hand guard bars, or start sentinel, encoded as 101
- Six data characters, encoded from the previous parity table
- Right-hand guard bars, encoded as 010101 (a center-guard bar pattern with a trailing bar)

UPC-E uses the odd and the even left-hand encoding character sets from the EAN-13 encoding standard.

### Check characters and their number system encodings

| Check character | Number system 0 encoding | Number system 1 encoding |
|-----------------|--------------------------|--------------------------|
| 0               | EEEEOO                   | OOOEEE                   |
| 1               | EEOEOO                   | OOEOEE                   |
| 2               | EEOOEO                   | OOEEOE                   |
| 3               | EEOOOE                   | OOEEEO                   |
| 4               | EOEEOO                   | OEOOEE                   |
| 5               | EOOEEO                   | OEEOOE                   |
| 6               | EOOOEE                   | OEEEOO                   |
| 7               | EOEOEO                   | OEOEOE                   |
| 8               | EOEEOE                   | OEOEEO                   |
| 9               | EOOEOE                   | OEEEOE                   |

The check digit is encoded in the parity of the other six characters; it does not have to be encoded explicitly. This check digit is the check digit from the original UPC-A bar code.

UPC-E may be used only if the number system is 0 or 1. The characters are encoded with odd and even parity from the left-hand columns of the EAN-13 character. The parity used for each character depends on the number system (0 or 1) and the check digit from the original UPC-A bar code.

### 3 EAN-8 (including +2 and +5 variants)

EAN-8 is the EAN equivalent of UPC-E where it provides a short bar code for small packages. It is shorter than an EAN-13 bar code, but longer than a UPC-E bar code. EAN-8 explicitly encodes all eight digits. Because the parity of the digits carries no particular significance, EAN-8 has no compatibility with UPC-E.

An EAN-8 bar code is a two- or three-digit number system code followed by a four- or five-digit product code. The numbering authority assigns the EAN-8 product codes. Any company can request an EAN-8 bar code regardless of its EAN-13 manufacturer or product code. However, the EAN-8 bar codes must be stored in each database as a separate product because EAN-8 cannot be translated to EAN-13.

An EAN-8 bar code has the following physical structure:

- a** Left-hand guard bars, or start sentinel, encoded as 101
- b** Two number system characters, encoded as left-hand odd-parity characters
- c** First two message characters, encoded as left-hand odd-parity characters
- d** Center guard bars, encoded as 01010
- e** Last three message characters, encoded as right-hand characters
- f** A check digit, encoded as a right-hand character
- g** Right-hand guard bars, or end sentinel, encoded as 101

### 4 EAN-13 (including +2 and +5 variants)

EAN-13 is based on the UPC-A standard. The EAN-13 number system code is just one digit longer than the UPC-A number system code.

An EAN-13 bar code has the following physical structure:

- a** Left-hand guard bars, or start sentinel, encoded as 101
- b** The second character of the number system code, encoded as described in the following table
- c** The five characters of the manufacturer code, encoded as described in the following table
- d** Center guard pattern, encoded as 01010
- e** The five characters of the product code, encoded as right-hand characters
- f** A check digit, encoded as a right-hand character
- g** Right-hand guard bars, or end sentinel, encoded as 101

### EAN-13 digits and their left-hand and right-hand encodings

| Digit | Left-hand encoding |                 | Right-hand encoding |
|-------|--------------------|-----------------|---------------------|
|       | Odd parity (A)     | Even parity (B) | All                 |
| 0     | 0001101            | 0100111         | 1110010             |
| 1     | 0011001            | 0110011         | 1100110             |
| 2     | 0010011            | 0011011         | 1101100             |
| 3     | 0111101            | 0100001         | 1000010             |
| 4     | 0100011            | 0011101         | 1011100             |
| 5     | 0110001            | 0111001         | 1001110             |
| 6     | 0101111            | 0000101         | 1010000             |
| 7     | 0111011            | 0010001         | 1000100             |
| 8     | 0110111            | 0001001         | 1001000             |
| 9     | 0001011            | 0010111         | 1110100             |

The first character of the EAN-13 number system code (for example, the first digit of the EAN-13 value) is encoded in the parity of the characters of the left-hand side of the symbol. The value of the first character of EAN-13 determines the parity with which each of the characters in the left-hand side of the bar code are encoded from the table.

## 5 UCC-128

UCC-128 provides a worldwide format and standard for exchanging common data between companies. While other bar codes simply encode data regardless of what the data represents, UCC-128 encodes both data and what that data represents. It has a list of Application Identifiers (AIs) to include more data such as “best before” dates, batch numbers, quantities, weights, and many other attributes. Each AI tells the system what kind of data follows and in what format.

UCC-128 can be expanded without making existing systems obsolete. If an AI is needed, then it can be added to the standard. Applications using existing AIs are not affected.

A UCC-128 symbol has the following Code 128 structure:

- a** A Code 128 start character (A, B, or C)
- b** A Code 128 FNC1 character (character 102)
- c** AI (from the AI table corresponding to data to be encoded)

**d** Data to be encoded (format depends on AI)

**e** A Code 128 checksum character

**6** RSS-14 (including all variants: Expanded, Truncated, Limited, and Stacked)

RSS-14 encodes the full 14-digit EAN/UCC item identification in a linear symbol. Suitably programmed point-of-sale scanners can scan the linear symbol omnidirectionally.

RSS Limited encodes the 14-digit EAN/UCC item identification with indicator digits of 0 or 1 in a linear symbol. This symbology is used on small items that are scanned at the point of sale.

RSS Expanded encodes the EAN/UCC item identification plus supplementary AI element strings such as weight and "best before" dates. It can also be printed in multiple rows as a stacked symbol.

RSS-14 Stacked is a variation of the RSS-14 symbology that is stacked in two rows. This variant is used when the normal symbol is too wide for the application. It comes in two versions:

- A truncated version used for small-item marking applications
- A taller omnidirectional version, where omnidirectional scanners read it

To add the composite component, add the pipe character, "|", 124 decimal (7C hexadecimal) to the end of the normal bar code data. Place the composite data after the pipe character. Any amount of data up to the maximum may be specified. For more information, see the AIM Web site.

For all linear component bar codes, the two EAN/UCC two-dimensional composite components, CC-A and CC-B, are internally selected within the bar code engine to accommodate the needed data capacity. The user does not need to specify these components.

The <Esc> sequence stands for Escape, or 1Bh.

For example, the following is an RSS-14 composite bar code sequence:

```
Esc{s36b24810T01234567890123|LexmarkEsc{s0p12h10vsb4099T
```

- Beginning with an RSS-14 24810T sequence
- Followed by RSS-14 data "01234567890123"
- Followed by a "|" pipe character
- Followed by the composite data string: "Lexmark"
- Followed by a complete 4099T sequence to change back to a default font



## PCL emulation specifications for composite bar codes

| Field name  | Type | Range  | Default value   | Description  |
|---|------|--|---|--|
| Symbology ID  | int  | N/A  | N/A   | Required. <ul style="list-style-type: none"> <li>• 24600T specifies UPC-A.</li> <li>• 24601T specifies UPC-A+2.</li> <li>• 24602T specifies UPC-A+5.</li> <li>• 24610T specifies UPC-E.</li> <li>• 24611T specifies UPC-E+2.</li> <li>• 24612T specifies UPC-E+5.</li> <li>• 24620T specifies EAN-8.</li> <li>• 24621T specifies EAN-8+2.</li> <li>• 24622T specifies EAN-8+5.</li> <li>• 24630T specifies EAN-13.</li> <li>• 24631T specifies EAN-13+2.</li> <li>• 24632T specifies EAN-13+5.</li> <li>• 24710T specifies UCC-128.</li> <li>• 24810T specifies RSS-14 standard.</li> <li>• 24811T specifies RSS-14 Truncated.</li> <li>• 24812T specifies RSS-14 Stacked.</li> <li>• 24814T specifies RSS-14 Limited.</li> <li>• 24815T specifies RSS-14 Expanded.</li> </ul> |
| Module height   | int  | Depends on the module height range of the linear component   | Depends on the default module height of the linear component  | Corresponds to the HP <b>#v</b> parameter.   |
| Module width  | int  | Depends on the module width range of the linear component  | Depends on the default module width of the linear component   | Corresponds to the HP <b>#b</b> parameter.   |
| HRT location  | int  | <b>0</b> —Use the default value (half embedded).<br><b>1</b> —No HRT.<br><b>2</b> —Print the text embedded.<br><b>3</b> —Print the text half embedded.<br><b>4</b> —Print the text below embedded. | Depends on the default HRT location of the linear component, except for UCC-128, which uses <b>4</b> as its default value | Corresponds to the HP <b>#p</b> parameter.<br><br><b>Note:</b> If an invalid value is specified, then the default value is used.   |
| <p>The dimensions of the composite bar code may be varied in only two directions.</p> <ul style="list-style-type: none"> <li>• The module height of the linear component is varied using the <b>v</b> parameter.</li> <li>• The module width of the linear component is varied using the <b>b</b> parameter.</li> </ul> |      |  |   |  |

| Field name   | Type | Range   | Default value     | Description   |
|--------------|------|---|-------------------|---|
| HRT typeface | int  | <b>0</b> —Courier (default)<br><b>1</b> —SM Gothic<br><b>2</b> —SM Unit<br><b>3</b> —SM Unit Condensed<br><b>4</b> —Roman<br><b>5</b> —OCRB | 0 dec<br>(00 hex) | Optional.<br>Corresponds to the HP <b>#h</b> parameter.<br><b>Note:</b> If an invalid value is specified, then the default value is used. |

The dimensions of the composite bar code may be varied in only two directions.

- The module height of the linear component is varied using the **v** parameter.
- The module width of the linear component is varied using the **b** parameter.

## Fonts

To obtain the PCL 5 emulation escape sequences used to select these fonts, print the font list from the printer control panel. For more information, see the printer *User's Guide*.

The following are the fonts provided by Forms and Bar Code Card for emulation of Jetmobile BarDIMM Pro (formerly known as JetCAPS BarDIMM Pro):

| Font                 | Type     | Resides            |
|----------------------|----------|--------------------|
| Architext CMC7       | Scalable | On the option card |
| CMC7                 | Scalable | On the option card |
| Code 39              | Bitmap   | On the option card |
| Code 39 - 4.69 Pitch | Bitmap   | On the option card |
| Code 39 - 8.11 Pitch | Bitmap   | On the option card |
| Code 39 Narrow       | Scalable | On the printer     |
| Code 39 Regular      | Scalable | On the printer     |
| Code 39 Wide         | Scalable | On the printer     |
| Code 39 Half Inch    | Scalable | On the option card |
| Code 39 One Inch     | Scalable | On the option card |
| Code 39 Quarter Inch | Scalable | On the option card |
| Code 39 Small High   | Scalable | On the option card |
| Code 39 Medium       | Scalable | On the option card |
| Code 39 Low Regular  | Scalable | On the option card |
| Code 39 Slim         | Scalable | On the option card |
| Code 39 Wide Regular | Scalable | On the option card |
| Code 128 Regular     | Bitmap   | On the option card |
| Code 128 Wide        | Bitmap   | On the option card |
| Code 128 Regular     | Scalable | On the option card |
| Code 128 Narrow      | Scalable | On the option card |

| Font                              | Type     | Resides            |
|-----------------------------------|----------|--------------------|
| Code 128 Wide                     | Scalable | On the option card |
| Currency symbols (including euro) | Scalable | On the option card |
| Electrical symbols                | Scalable | On the option card |
| Interleaved 2 of 5                | Bitmap   | On the option card |
| Interleaved 2 of 5 Regular        | Scalable | On the option card |
| Interleaved 2 of 5 Thin           | Scalable | On the option card |
| Line Draw                         | Bitmap   | On the option card |
| Manufacturing symbols             | Scalable | On the option card |
| MICR                              | Scalable | On the option card |
| OCR-A                             | Bitmap   | On the option card |
| OCR-A                             | Scalable | On the option card |
| OCR-B                             | Bitmap   | On the option card |
| OCR-B                             | Scalable | On the option card |
| OCR-B C39                         | Scalable | On the option card |
| OCR-B Digits Regular              | Scalable | On the option card |
| UPC - 10mil                       | Bitmap   | On the option card |
| UPC - 13mil                       | Bitmap   | On the option card |
| UPC Tall                          | Scalable | On the option card |
| UPC Tall Narrow                   | Scalable | On the option card |
| UPC Tall Thin                     | Scalable | On the option card |
| UPC Half                          | Scalable | On the option card |
| UPC Half Narrow                   | Scalable | On the option card |
| UPC Half Thin                     | Scalable | On the option card |
| USPS POSTNET                      | Bitmap   | On the printer     |

## FREESCAPE emulation

Some systems are unable to send binary data (non-printing characters) to a printer. This feature provides a way for these systems to redefine the escape character by substituting it with a user-selected escape code or AEC. FREESCAPE emulation also permits the use of an escape character and the AEC within the same sequence of commands.

### Notes:

- The character "~" is the default AEC.
- When the AEC is in a command data, it is used as such.
- When the AEC is at the beginning of a standard PCL 5 emulation sequence, it is interpreted exactly like the escape character.

## Setting an AEC with a PCL 5 emulation sequence

To change the AEC, use either of the commands listed in the following table:

| Command  | Function parameters |           |
|--|---------------------|-----------|
|  | ASCII code          | Character |
| Esc**#J or AEC**#J, where # is the ASCII code of the AEC | 34                  | "         |
|  | 35                  | #         |
|  | 36                  | \$        |
|  | 47                  | /         |
|  | 63                  | ?         |
|  | 92                  | \         |
|  | 123                 | {         |
|  | 124                 |           |
|  | 125                 | }         |
| 126 <sup>†</sup>   | ~                   |           |

<sup>†</sup> Default value

For example:

To change the AEC to "|", use Esc\*\*124J.

To deactivate FREESCAPE emulations, send this command: AEC\*\*27J.

## Setting an AEC from the printer control panel

- 1 In the Bar Code menu, touch **Alt ESC Code > On**.
- 2 Return to the Bar Code menu, and then touch **ESC Character**.
- 3 Select an AEC.

To disable the AEC, turn off the Alt ESC Code setting.

## PostScript emulation

This section describes more PostScript emulation operators that are supported when Forms and Bar Code Card is installed. These operators enable printing of bar code symbologies with user-specified parameters from within the PostScript data stream. **Note:** This functionality is not available in HP BarDIMM Pro.

### Defining characteristics

The following operators let you further define characteristics of the bar code:

| Operator     | Characteristic   |
|--------------|--|
| barcodeshow  | Prints the specified bar code symbol.                  |
| barcodebbox  | Returns the coordinates for the bounding box.          |
| barcodewidth | Returns the X and Y displacements of the currentpoint. |

For more information on bar code characteristic parameters and default values, see [“PostScript emulation operators” on page 63](#).

### Command structure considerations

Developers must be familiar with the standard that defines the bar code symbology being implemented. The incoming data is analyzed for valid parameters, such as string length and characters. When an invalid condition is detected, an error message appears. For more information, see [“Common error messages” on page 133](#).

Characteristic values, other than the default value, must be explicitly specified. If no value is specified, then the default value is used. Previously specified non-default values are not retained.

### Human-readable text (HRT)

HRT can be specified with one-dimensional bar codes under the following provisions:

- The typeface used is specified with the /FontName key.
- The specified text is centered on the bar code automatically.
- The text is scaled automatically based on the width and height of the bar code and on the method of embedding used.

Because two-dimensional bar codes can encode thousands of characters, HRT interpretation of the data may not be practical. If descriptive text is printed with the symbol, then any character size and font available may be selected. The text may be printed anywhere near the symbol and must not interfere with the bar code symbol or its quiet zones.

### Currentpoint positioning

**Note:** Currentpoint positioning applies with or without HRT. It also considers any specified quiet zones to be within the bounding box.

Currentpoint positioning is set as follows when printing with Forms and Bar Code Card:

- From the currentpoint position, bar code printing begins at the lower-left corner of the bounding box.
- The currentpoint is at the lower-right corner of the bounding box when printing is complete.

## Compressed data formats

Forms and Bar Code Card accepts data for symbologies regardless of format. Incoming data is analyzed to determine whether it is compressed. If necessary, compression is automatically performed before printing the bar code.

### Checksum calculation

Some bar code symbologies define checksum characters as a requirement of the data format. In this case, Forms and Bar Code Card performs the checksum calculation and automatically places the characters according to the symbology specifications. Fixed-length data formats can be sent with or without checksum characters.

## PostScript emulation operators

| Operator    | Function parameter   |
|-------------|--|
| barcodeshow | <p>String dict barcodeshow</p> <p>Similar to the show operator, this function prints the specified bar code symbol at the currentpoint and advances the currentpoint by the displacement of the symbol (as returned by the barcodewidth operator).</p> <p>For example:</p> <pre>(01234567890) &lt;&lt; /Symbology /UPC-A /EmbedText /HalfEmbedded /FontName /OCR-B</pre> <p>This operation prints a UPC-A symbol starting at the currentpoint with the data half-embedded using the OCR-B font. The default quiet zone of 0.25 in. at the start and end of the bar code is used. The default height of 620 and the default bar and space values of [8 16 24 32] are also used. The /Special key defaults to false, so the checksum is printed at the bottom left of the bar code. For the UPC-A symbology, the checksum character always prints when the embedded text is specified, so /PrintCheckChar is irrelevant.</p>                                       |
| barcodebbox | <p>String dict barcodebbox ll<sub>x</sub> ll<sub>y</sub> ur<sub>x</sub> ur<sub>y</sub></p> <p>Similar to the pathbbox operator, if a barcodeshow shows the function, then the function returns the coordinates for the bounding box that encloses the specified bar code symbol.</p> <p>For example:</p> <pre>(123456) &lt;&lt; /Symbology /Int2of5 /EmbedText /NoText /QuietZone [0 0] &gt;&gt; barcodebbox</pre> <p>This operation returns four values on the stack indicating the coordinates of the lower-left and the upper-right corner of the box. The box fully encloses the bar code that results from doing a barcodeshow with the same arguments. This bar code has no quiet zone and no text embedded, if shown. The default height value of 240 is used. The default bar and space values of [6 18] are also used. The /Special key does not apply to the /Int2of5 symbology. Because there is no text embedded, /PrintCheckChar is irrelevant.</p> |

| Operator     | Function parameter   |
|--------------|--|
| barcodewidth | <p>String dict barcodewidth <math>w_x w_y</math></p> <p>Similar to the stringwidth operator, this function returns the operand stack on the X and Y displacement of the currentpoint. A barcodeshow of the specified bar code symbol causes the displacement.</p> <p>For example:</p> <pre>(0123456) &lt;&lt; /Symbology /EAN-8 /QuietZone [100 200] /Bars [10 20 30 40] /Spaces [ 9 18 27 36] /Height 210 /EmbedText /Embedded /FontName /Courier-Bold &gt;&gt; barcodewidth</pre> <p>This operation returns two values on the stack. It indicates the change in currentpoint in the X and Y direction that results from a barcodeshow with the same data.</p> <p>This example specifies a bar code with the following information:</p> <ul style="list-style-type: none"> <li>• A leading quiet zone of 100 and a trailing quiet zone of 200</li> <li>• A bar code height of 210</li> <li>• Bars with widths of 10, 20, 30, and 40</li> <li>• Spaces with widths of 9, 18, 27 and 36</li> </ul> <p>It also specifies that using the Courier Bold font fully embeds the data within the code. For the EAN-8 symbology, the /Special key does not apply, and the checksum character always prints when the embedded text is specified, so /PrintCheckChar is irrelevant.</p> |

## One-dimensional bar codes

### Australia Post 4-State bar code descriptors

| Key                            | Range       | Default value     | Description  |
|--------------------------------|-------------|-------------------|--|
| /Symbology                     | N/A         | /AustralianPostal | Identifies the bar code symbology.   |
| /Bars                          | 40–60 dec   | 50 dec<br>[int]   | Sets the bar width to 1/100 mm.  |
| /Spaces                        | 22–25 dec   | 24 dec<br>[int]   | Sets the number of bars that print per inch.   |
| /TrackerHeight                 | 100–160 dec | 130 dec<br>[int]  | Sets the tracker height to 1/100 mm.   |
| /Ascender, Descender<br>Offset | 160–210 dec | 185 dec<br>[int]  | Sets the ascender and descender offset to 1/100 mm.<br>The total height of an ascender or descender is the sum of this field and the tracker height. |



| Key        | Range                                | Default value                      | Description                                 |
|------------|--------------------------------------|------------------------------------|---|
| /FCC       | 11 dec<br>45 dec<br>59 dec<br>62 dec | 11 dec<br>[int]                    | Sets the FCC.                               |
| /Encoding  | 0 for C table<br>1 for N table       | 0 dec<br>[int]                     | Sets the encoding table.                    |
| /QuietZone | [int int]                            | 150 150 dec<br>[array of integers] | Optional.<br>Sets the quiet zone in /Units. |
| /Units     | N/A                                  | N/A                                | The value is 1/100 mm.                      |

### Singapore Post 4-State bar code bar code descriptors

| Key                            | Range       | Default value                      | Description  |
|--------------------------------|-------------|------------------------------------|--|
| /Symbology                     | N/A         | /SingaporePostal                   | Identifies the bar code symbology.   |
| /Bars                          | 38–63 dec   | 50 dec<br>[int]                    | Sets the bar width to 1/100 mm.  |
| /Spaces                        | 20–24 dec   | 22 dec<br>[int]                    | Sets the number of bars that print per inch.   |
| /TrackerHeight                 | 102–152 dec | 127 dec<br>[int]                   | Sets the tracker height to 1/100 mm.   |
| /Ascender,<br>Descender Offset | 160–216 dec | 188 dec<br>[int]                   | Sets the ascender and descender offset to 1/100 mm.<br>The total height of an ascender or descender is the sum of this field and the tracker height. |
| /QuietZone                     | [int int]   | 150 150 dec<br>[array of integers] | Optional.<br>Sets the quiet zone in /Units.  |
| /Units                         | N/A         | N/A                                | The value is 1/100 mm.   |

### RM4SCC bar code bar code descriptors

| Key                            | Range       | Default value    | Description  |
|--------------------------------|-------------|------------------|--|
| /Symbology                     | N/A         | /RoyalMail       | Identifies the bar code symbology.   |
| /Bars                          | 38–63 dec   | 50 dec<br>[int]  | Sets the bar width to 1/100 mm.  |
| /Spaces                        | 20–24 dec   | 22 dec<br>[int]  | Sets the number of bars that print per inch.   |
| /TrackerHeight                 | 102–152 dec | 127 dec<br>[int] | Sets the tracker height to 1/100 mm.   |
| /Ascender,<br>Descender Offset | 160–216 dec | 188 dec<br>[int] | Sets the ascender and descender offset to 1/100 mm.<br>The total height of an ascender or descender is the sum of this field and the tracker height. |

| Key        | Range     | Default value                    | Description                                 |
|------------|-----------|----------------------------------|---|
| /QuietZone | [int int] | [150 150]<br>[array of integers] | Optional.<br>Sets the quiet zone in /Units. |
| /Units     | N/A       | N/A                              | The value is 1/100 mm.                      |

## Japan Post 4-State bar code descriptors

| Key        | Range                                     | Default value                    | Description  |
|------------|---|----------------------------------|--|
| /Symbology | N/A                                       | /JapanPostal                     | Identifies the bar code symbology.   |
| /Size      | 80–115 dec                                | 100 dec<br>[int]                 | Optional.<br>The overall size of the bar code is in decipoints (1/10 pt).  |
| /Bars      | 0.5–0.7 times<br>the /Size<br>parameter   | 0.6 times the /Size<br>parameter | Sets the bar width to 1/100 mm.<br>The range for this value changes based on the /Size setting. For example, if /Size is set to 100, then the range for this value is 50 to 70, with the default setting being 60. If the value is set outside the valid range, then the closest value inside the range is used. |
| /Spaces    | 0.45–0.6 times<br>the /Size<br>parameter  | 0.6 times the /Size<br>parameter |  |
| /TimingBar | 1.05–1.35 times<br>the /Size<br>parameter | 1.2 times the /Size<br>parameter |  |
| /LongBar   | 3.4–3.6 times<br>the /Size<br>parameter   | 3.6 times the /Size<br>parameter |  |
| /QuietZone | [int int]                                 | [150 150]<br>[array of integers] | Optional.<br>Sets the quiet zone in /Units.  |
| /Units     | N/A                                       | N/A                              | Optional.<br>The value is 1/100 mm.  |

## Dutch Post 4-State bar code descriptors

| Key            | Range       | Default value                    | Description  |
|----------------|-------------|----------------------------------|--|
| /Symbology     | N/A         | /DutchPostal                     | Identifies the bar code symbology.                   |
| /Bars          | 38–63 dec   | 50 dec<br>[int]                  | Sets the bar width to 1/100 mm.                      |
| /Spaces        | 20–24 dec   | 22 dec<br>[int]                  | Sets the number of bars that print per inch.         |
| /SyncBarHeight | 102–152 dec | 127 dec<br>[int]                 | Sets the synchronization bar height to 1/100 mm.     |
| /UpDnBarHeight | 160–216 dec | 188 dec<br>[int]                 | Sets the upward and downward bar height to 1/100 mm. |
| /QuietZone     | [int int]   | [150 150]<br>[array of integers] | Optional.<br>Sets the quiet zone in /Units.          |

| Key    | Range | Default value | Description                         |
|--------|-------|---------------|-------------------------------------|
| /Units | N/A   | N/A           | Optional.<br>The value is 1/100 mm. |

## Swiss Post bar code descriptors

| Key          | Range   | Default value                    | Description   |
|--------------|---|----------------------------------|---|
| /Symbology   | N/A   | /SwissPostal                     | Identifies the bar code symbology.  |
| /HeightUnits | 0–4 dec   | 4 dec<br>[int]                   | Specifies the units used for /BarHeight dimensions.<br><b>0</b> —Use the default value.<br><b>1</b> —1/300 in. units.<br><b>2</b> —1/600 in. units.<br><b>3</b> —1/1200 in. units.<br><b>4</b> —1/720 in. units.  |
| /Height      | /BarHeight must be: <ul style="list-style-type: none"> <li>Greater than or equal to 22 mm for module widths less than or equal to 0.45 mm (0.0177 in.)</li> <li>Greater than or equal to 23 mm for module widths greater than 0.45 mm (0.0177 in.)</li> </ul> | 653 dec<br>[int]                 | Sets the bar height.  |
| /WidthUnits  | 0–4 dec   | 2 dec<br>[int]                   | Specifies the units used for /BarWidth and /SpaceWidth dimensions.<br><b>0</b> —Use the default value.<br><b>1</b> —1/300 in. units.<br><b>2</b> —1/600 in. units.<br><b>3</b> —1/1200 in. units.<br><b>4</b> —1/720 in. units.<br>If /WidthUnits is specified, then it takes precedence over /Units. |
| /Width       | 0.40–0.51 mm<br>(0.0157–0.0200 in.)   | 11 dec<br>[int]                  | Sets the bar width.<br>The default value is 11/600 in.  |
| /SpaceWidth  | 0.40–0.51 mm<br>(0.0157–0.0200 in.)   | 11 dec<br>[int]                  | Sets the space width.<br>The default value is 11/600 in.  |
| /QuietZone   | [int int]   | [150 150]<br>[array of integers] | Optional.<br>Sets the quiet zone in /Units.   |

| Key    | Range | Default value | Description                         |
|--------|-------|---------------|-------------------------------------|
| /Units | N/A   | N/A           | Optional.<br>The value is 1/600 in. |

## Intelligent Mail bar code descriptors

| Key             | Type      | Range                          | Default value    | Description  |
|-----------------|-----------|--------------------------------|------------------|--|
| /Symbology      | name      | N/A                            | /IntelligentMail | Identifies the bar code symbology.   |
| /Units          | name      | /300ths<br>/600ths<br>/1200ths | /600ths          | The value is fixed.  |
| /Bars           | int       | 38–63 dec                      | 50 dec           | Sets the bar width in /Units.  |
| /Pitch          | int       | 20–24 dec                      | 23 dec           | Sets the number of bars that print per inch.   |
| /TrackerHeight  | int       | 100–160 dec                    | 127 dec          | Sets the tracker height in /Units.   |
| /QuietZone      | [int int] | [0–10000][0–10000]             | [150 150]        | The value is fixed.  |
| /AscenderHeight | int       | 100–210                        | 135              | Sets the ascender and descender offset in 1/100 mm.<br>The total height of an ascender or descender is the sum of this field and the tracker height. |
| /EmbedText      | name      | /NoText<br>/Under<br>/Above    | /NoText          | Optional.<br>Determines the HRT location printed with the bar code.  |

## Arguments for one-dimensional bar codes

| Key        | Type | Default value | Description   |
|------------|------|---------------|---|
| /Symbology | name | N/A           | Required.<br>For a list of valid values, see <a href="#">“Values for /Symbology key” on page 71.</a>  |
| /Units     | N/A  | 1/600 in.     | Optional.<br>Other valid values are 1/300, 1/1200, and 1/720 in., which also apply to height and width units for any one-dimensional symbology. |

<sup>1</sup> For the French Postal symbology, /Special and /PrintCheckChar are always set to true and cannot be changed to false.

| Key        | Type                | Default value  | Description   |
|------------|---------------------|--|---|
| /Height    | int                 | The default value (in /Units) is based on the symbology. For more information, see <a href="#">“Values for /Symbology key” on page 71.</a> | Optional.   |
| /QuietZone | [int int]           | [150 150]  | Optional.   |
| /Bars      | [int int int int]   | The default value (in /Units) is based on the symbology. For more information, see <a href="#">“Values for /Symbology key” on page 71.</a> | Optional.   |
| /Spaces    | [num num num num]   | The default value (in /Units) is based on the symbology. For more information, see <a href="#">“Values for /Symbology key” on page 71.</a> | Optional.   |
| /EmbedText | name or [name name] | The default value is based on the symbology. For more information, see <a href="#">“Values for /Symbology key” on page 71.</a>             | Optional.<br><b>Note:</b> Only ISSN and ISBN use [array].   |
| /FontName  | name                | Courier Bold   | Optional.<br>For a list of valid values, see <a href="#">“Values for /FontName key” on page 75.</a>   |
| /Pitch     | [int]               | 22   | Optional.<br><b>Note:</b> This key is used only by PostNet5, PostNet9, and PostNet11 bar codes.<br>Allowed values are from 20 to 24. Values less than 20 result in a pitch of 20; values greater than 24 result in a pitch of 24. |

<sup>1</sup> For the French Postal symbology, /Special and /PrintCheckChar are always set to true and cannot be changed to false.

| Key             | Type    | Default value   | Description   |
|-----------------|---------|---|---|
| /Special        | boolean | For UPC-A and Code 3 of 9, the default value is false.<br>For French <sup>1</sup> and German Postal, the default value is true. | Optional.<br>UPC-A <ul style="list-style-type: none"> <li>If the value is set to false, then the checksum is printed at the bottom left of the bar code.</li> <li>If the value is set to true, then the checksum is printed at the middle left of the bar code.</li> </ul> Code 3 of 9 <ul style="list-style-type: none"> <li>If the value is set to false, then the start and stop "*" characters with text do not print.</li> <li>If the value is set to true, then the start and stop "*" characters with text print.</li> </ul> French <sup>1</sup> and German Postal <ul style="list-style-type: none"> <li>If the value is set to false, then the embedded text for the bar code is not formatted.</li> <li>If the value is set to true, then the embedded text for the bar code is formatted.</li> </ul> |
| /PrintCheckChar | boolean | The default value is false.<br>For French <sup>1</sup> and German Postal, the default value is true.                            | Optional.<br>French <sup>1</sup> and German Postal <ul style="list-style-type: none"> <li>If the value is set to false, then the checksum character with text does not print.</li> <li>If the value is set to true, then the checksum character with text prints.</li> </ul> For the UPC-E symbologies, if the embedded text is specified, then the checksum characters are always printed. <ul style="list-style-type: none"> <li>If the value is set to false, then the checksum characters are printed with the same height as the text.</li> <li>If the value is set to true, then the checksum characters are printed at half the height of the text.</li> </ul>   |

<sup>1</sup> For the French Postal symbology, /Special and /PrintCheckChar are always set to true and cannot be changed to false.

## Values for /Symbology key

| Command       | Function parameters (/Height, /Bars, and /Spaces units are in 1/600 in.) |                                 |                |                   |                 |     |      |                     |                             |                     |
|---------------|--|---------------------------------|----------------|-------------------|-----------------|-----|------|---------------------|-----------------------------|---------------------|
| /Symbology    | Select the bar code  | Default parameters <sup>1</sup> |                |                   |                 |     |      | Character s encoded | Sym bol <sup>2</sup> length | Chec ksum character |
|               | Bar code symbology   | /Height                         | /EmbedText     | /Bars and /Spaces |                 |     |      |                     |                             |                     |
|               |  |                                 |                | [num              | num             | num | num] |                     |                             |                     |
| /Codabar      | Codabar  | 240                             | 1              | 6                 | 18              | N/A | N/A  | Mixed               | N/A                         | No                  |
| /CodabarChk   | Codabar with mod16 check digit   | 240                             | 1              | 6                 | 18              | N/A | N/A  | Mixed               | N/A                         | Yes                 |
| /Code128A     | Code 128 A   | 240                             | 1              | 6                 | 12              | 18  | 24   | Mixed               | N/A                         | Yes                 |
| /Code128auto  | Code 128 autoswitch  | 240                             | 1              | 6                 | 12              | 18  | 24   | Mixed               | N/A                         | Yes                 |
| /Code128B     | Code 128 B   | 240                             | 1              | 6                 | 12              | 18  | 24   | Mixed               | N/A                         | Yes                 |
| /Code128C     | Code 128 C   | 240                             | 1              | 6                 | 12              | 18  | 24   | Mixed               | N/A                         | Yes                 |
| /Code39       | Code 3 of 9  | 240                             | 1              | 6                 | 18              | N/A | N/A  | Mixed               | N/A                         | No                  |
| /Code39Chk    | Code 3 of 9 with check digit   | 240                             | 1              | 6                 | 18              | N/A | N/A  | Mixed               | N/A                         | Yes                 |
| /Code39Ext    | Code 3 of 9 extended   | 240                             | 1              | 6                 | 18              | N/A | N/A  | Mixed               | N/A                         | No                  |
| /Code39ExtChk | Code 3 of 9 extended with check digit                                    | 240                             | 1              | 6                 | 18              | N/A | N/A  | Mixed               | N/A                         | Yes                 |
| /Code93       | Code 93  | 240                             | 1              | 6                 | 12              | 18  | 24   | Mixed               | N/A                         | Yes                 |
| /Code93Ext    | Code 93 extended   | 240                             | 1              | 6                 | 12              | 18  | 24   | Mixed               | N/A                         | Yes                 |
| /Danish39     | Danish PTT 3 of 9  | 240                             | 1              | 6                 | 18              | N/A | N/A  | Mixed               | 10                          | Yes <sup>3</sup>    |
| /French39     | French Postal 3 of 9 A/R   | 300 <sup>†</sup>                | 4 <sup>†</sup> | 6 <sup>†</sup>    | 18 <sup>†</sup> | N/A | N/A  | Mixed               | 10                          | Yes <sup>3</sup>    |
| /EAN-8        | EAN/JAN-8  | 420                             | 3              | 8                 | 16              | 24  | 32   | Numeric             | 7                           | Yes <sup>3</sup>    |

<sup>1</sup> For all bar code symbologies, the default value for /FontName key is Courier Bold.

<sup>2</sup> Does not include the checksum character.

<sup>3</sup> If the embedded text is specified, then the checksum character is always printed.

<sup>4</sup> ISBN is 10 or 15 and ISSN is 10, 12, or 15 (plus optional hyphens).

<sup>5</sup> Except for the possibility of an x as a checksum.

<sup>†</sup> Fixed value.

| Command     | Function parameters (/Height, /Bars, and /Spaces units are in 1/600 in.) |                                 |            |                   |     |     |      |                           |                                   |                               |
|-------------|--|---------------------------------|------------|-------------------|-----|-----|------|---------------------------|-----------------------------------|-------------------------------|
| /Symbology  | Select the bar code  | Default parameters <sup>1</sup> |            |                   |     |     |      | Character<br>s<br>encoded | Sym<br>bol <sup>2</sup><br>length | Chec<br>ksum<br>char<br>acter |
|             | Bar code<br>symbology  | /Height                         | /EmbedText | /Bars and /Spaces |     |     |      |                           |                                   |                               |
|             |  |                                 |            | [num              | num | num | num] |                           |                                   |                               |
| /EAN-8-2    | EAN/JAN-8 with 2-digit supplemental                                      | 420                             | 3          | 8                 | 16  | 24  | 32   | Numeric                   | 9                                 | Yes <sup>3</sup>              |
| /EAN-8-5    | EAN/JAN-8 with 5-digit supplemental                                      | 420                             | 3          | 8                 | 16  | 24  | 32   | Numeric                   | 12                                | Yes <sup>3</sup>              |
| /EAN-13     | EAN/JAN-13   | 620                             | 3          | 8                 | 16  | 24  | 32   | Numeric                   | 12                                | Yes <sup>3</sup>              |
| /EAN-13-2   | EAN/JAN-13 with 2-digit supplemental                                     | 620                             | 3          | 8                 | 16  | 24  | 32   | Numeric                   | 14                                | Yes <sup>3</sup>              |
| /EAN-13-5   | EAN/JAN-13 with 5-digit supplemental                                     | 620                             | 3          | 8                 | 16  | 24  | 32   | Numeric                   | 17                                | Yes <sup>3</sup>              |
| /EAN-128    | EAN 128  | 240                             | 1          | 6                 | 12  | 18  | 24   | Mixed                     | N/A                               | Yes                           |
| /Identcode  | German Postal 2 of 5 Identcode   | 600                             | 4          | 10                | 30  | N/A | N/A  | Numeric                   | 11                                | Yes                           |
| /Ind2of5    | Industrial 2 of 5  | 240                             | 1          | 6                 | 18  | N/A | N/A  | Numeric                   | N/A                               | No                            |
| /Ind2of5Chk | Industrial 2 of 5 with check digit                                       | 240                             | 1          | 6                 | 18  | N/A | N/A  | Numeric                   | N/A                               | Yes                           |
| /Int2of5    | Interleaved 2 of 5   | 240                             | 1          | 6                 | 18  | N/A | N/A  | Numeric                   | Even                              | No                            |
| /Int2of5Chk | Interleaved 2 of 5 with check digit                                      | 240                             | 1          | 6                 | 18  | N/A | N/A  | Numeric                   | Odd                               | Yes                           |
| /ISBN       | ISBN   | 620                             | 3          | 8                 | 16  | 24  | 32   | Numeric <sup>5</sup>      | 10 <sup>†</sup>                   | Yes <sup>3</sup>              |
| /ISSN       | ISSN   | 620                             | 3          | 8                 | 16  | 24  | 32   | Numeric <sup>5</sup>      | 10 <sup>†</sup>                   | Yes <sup>3</sup>              |
| /Leitcode   | German Postal 2 of 5 Leitcode  | 600                             | 4          | 10                | 30  | N/A | N/A  | Numeric                   | 13                                | Yes                           |

<sup>1</sup> For all bar code symbologies, the default value for /FontName key is Courier Bold.

<sup>2</sup> Does not include the checksum character.

<sup>3</sup> If the embedded text is specified, then the checksum character is always printed.

<sup>4</sup> ISBN is 10 or 15 and ISSN is 10, 12, or 15 (plus optional hyphens).

<sup>5</sup> Except for the possibility of an xas a checksum.

<sup>†</sup> Fixed value.



| Command      | Function parameters (/Height, /Bars, and /Spaces units are in 1/600 in.) |                                 |                |                   |     |     |      |                           |                                   |                               |
|--------------|--|---------------------------------|----------------|-------------------|-----|-----|------|---------------------------|-----------------------------------|-------------------------------|
| /Symbology   | Select the bar code  | Default parameters <sup>1</sup> |                |                   |     |     |      | Character<br>s<br>encoded | Sym<br>bol <sup>2</sup><br>length | Chec<br>ksum<br>char<br>acter |
|              | Bar code<br>symbology  | /Height                         | /EmbedText     | /Bars and /Spaces |     |     |      |                           |                                   |                               |
|              |  |                                 |                | [num              | num | num | num] |                           |                                   |                               |
| /Mat2of5     | Matrix 2 of 5  | 240                             | 1              | 6                 | 18  | N/A | N/A  | Numeric                   | N/A                               | No                            |
| /Mat2of5Chk  | Matrix 2 of 5 with check digit   | 240                             | 1              | 6                 | 18  | N/A | N/A  | Numeric                   | N/A                               | Yes                           |
| /MSI         | MSI  | 240                             | 1              | 6                 | 12  | 18  | 24   | Numeric                   | N/A                               | No                            |
| /MSIChk10    | MSI with mod10 check digit   | 240                             | 1              | 6                 | 12  | 18  | 24   | Numeric                   | N/A                               | Yes                           |
| /MSIChk10-10 | MSI with mod10 and mod10 check digit                                     | 240                             | 1              | 6                 | 12  | 18  | 24   | Numeric                   | N/A                               | Yes                           |
| /MSIChk11-10 | MSI with mod11 and mod10 check digit                                     | 240                             | 1              | 6                 | 12  | 18  | 24   | Numeric                   | N/A                               | Yes                           |
| /Postnet5    | USPS POSTNET 5-digit ZIP code  | 76 <sup>†</sup>                 | 1 <sup>†</sup> | 12 <sup>†</sup>   | N/A | N/A | N/A  | Numeric                   | 5                                 | Yes                           |
| /Postnet9    | USPS POSTNET 9-digit ZIP with 4 code                                     | 76 <sup>†</sup>                 | 1 <sup>†</sup> | 12 <sup>†</sup>   | N/A | N/A | N/A  | Numeric                   | 9                                 | Yes                           |
| /Postnet11   | USPS POSTNET 11-digit Delivery Point Code                                | 76 <sup>†</sup>                 | 1 <sup>†</sup> | 12 <sup>†</sup>   | N/A | N/A | N/A  | Numeric                   | 11                                | Yes                           |
| /UCC-128     | UCC-128  | 240                             | 5              | 6                 | 12  | 18  | 24   | Mixed                     | N/A                               | Yes <sup>3</sup>              |
| /UPC-A       | UPC-A  | 620                             | 3              | 8                 | 16  | 24  | 32   | Numeric                   | 11                                | Yes <sup>3</sup>              |
| /UPC-A-2     | UPC-A with 2-digit supplemental  | 620                             | 3              | 8                 | 16  | 24  | 32   | Numeric                   | 13                                | Yes <sup>3</sup>              |

<sup>1</sup> For all bar code symbologies, the default value for /FontName key is Courier Bold.

<sup>2</sup> Does not include the checksum character.

<sup>3</sup> If the embedded text is specified, then the checksum character is always printed.

<sup>4</sup> ISBN is 10 or 15 and ISSN is 10, 12, or 15 (plus optional hyphens).

<sup>5</sup> Except for the possibility of an xas a checksum.

<sup>†</sup> Fixed value.

| Command     | Function parameters (/Height, /Bars, and /Spaces units are in 1/600 in.) |                                 |                |                   |                  |     |      |                           |                                   |                               |
|-------------|--|---------------------------------|----------------|-------------------|------------------|-----|------|---------------------------|-----------------------------------|-------------------------------|
| /Symbology  | Select the bar code  | Default parameters <sup>1</sup> |                |                   |                  |     |      | Character<br>s<br>encoded | Sym<br>bol <sup>2</sup><br>length | Chec<br>ksum<br>char<br>acter |
|             | Bar code<br>symbology  | /Height                         | /EmbedText     | /Bars and /Spaces |                  |     |      |                           |                                   |                               |
|             |  |                                 |                | [num              | num              | num | num] |                           |                                   |                               |
| /UPC-A-5    | UPC-A with 5-digit supplemental  | 620                             | 3              | 8                 | 16               | 24  | 32   | Numeric                   | 16                                | Yes <sup>3</sup>              |
| /UPC-E      | UPC-E  | 240                             | 3              | 8                 | 16               | 24  | 32   | Numeric                   | 6                                 | Yes <sup>3</sup>              |
| /UPC-E-2    | UPC-E with 2-digit supplemental  | 240                             | 3              | 8                 | 16               | 24  | 32   | Numeric                   | 8                                 | Yes <sup>3</sup>              |
| /UPC-E-5    | UPC-E with 5-digit supplemental  | 240                             | 3              | 8                 | 16               | 24  | 32   | Numeric                   | 11                                | Yes <sup>3</sup>              |
| /USPS-fim   | USPS FIM   | N/A                             | N/A            | N/A               | N/A              | N/A | N/A  | Numeric                   | N/A                               | No                            |
| /USPS-sack  | USPS sack label, 8-digit 2 of 5  | 420 <sup>†</sup>                | 1              | 9                 | 27               | N/A | N/A  | Numeric                   | 8                                 | No                            |
| /USPS-tray  | USPS tray label, 10-digit 2 of 5   | 420 <sup>†</sup>                | 4              | 9                 | 27               | N/A | N/A  | Numeric                   | 10                                | No                            |
| /USPS-zebra | USPS Zebra code  | 225 <sup>†</sup>                | 1 <sup>†</sup> | 150 <sup>†</sup>  | 150 <sup>†</sup> | N/A | N/A  | "/" or " "                | N/A                               | No                            |

<sup>1</sup> For all bar code symbologies, the default value for /FontName key is Courier Bold.

<sup>2</sup> Does not include the checksum character.

<sup>3</sup> If the embedded text is specified, then the checksum character is always printed.

<sup>4</sup> ISBN is 10 or 15 and ISSN is 10, 12, or 15 (plus optional hyphens).

<sup>5</sup> Except for the possibility of an x as a checksum.

<sup>†</sup> Fixed value.

## Values for /EmbedText key

| Value         | Default parameter | Description  |
|---------------|-------------------|--|
| /Default      | 0                 | Use symbology-dependent default parameter. For more information, see <a href="#">“Values for /Symbology key” on page 71.</a> |
| /NoText       | 1                 | Do not print the text.   |
| /Embedded     | 2                 | Print the embedded text.   |
| /HalfEmbedded | 3                 | Print the text half embedded.  |
| /Under        | 4                 | Print the text below the bar code.   |
| /Above        | 5                 | Print the text above the bar code.   |

For ISBN and ISSN, this value is not allowed as the second array element.

## Values for /FontName key

If displayed, then this key determines the font for the HRT.

| /FontName                       | HRT font attribute |
|---------------------------------|--------------------|
| /Courier                        | Regular            |
| /Courier-Bold                   | Bold               |
| /Courier-Oblique                | Italic             |
| /Courier-BoldOblique            | Bold italic        |
| /LetterGothic                   | Regular            |
| /LetterGothic-Bold              | Bold               |
| /LetterGothic-Italic            | Italic             |
| /LetterGothic-BoldItalic        | Bold italic        |
| /Univers-Medium                 | Regular            |
| /Univers-Bold                   | Bold               |
| /Univers-MediumItalic           | Italic             |
| /Univers-BoldItalic             | Bold italic        |
| /Univers-Condensed-Medium       | Regular            |
| /Univers-Condensed-Bold         | Bold               |
| /Univers-Condensed-MediumItalic | Italic             |
| /Univers-Condensed-BoldItalic   | Bold italic        |
| /CG-Times                       | Regular            |
| /CG-Times-Bold                  | Bold               |
| /CG-Times-Italic                | Italic             |
| /CG-Times-BoldItalic            | Bold italic        |
| /OCR-B                          | Only one style     |

For example: /FontName /Courier

## Using the symbology ID for ISBN and ISSN

The ISBN and ISSN bar codes are normally 10 digits in length, but they have extensions known as ISSN+2, ISSN +5, and ISBN+5. Adding a 5 or 2 to the end of the symbology ID does not obtain these variants. Adding two or five more characters to the string that defines the bar code obtains them. For example, the following is an ISSN +5 bar code defined in PostScript emulation:

```

%!PS
%
/Courier findfont
12 scalefont
200 400 moveto
(012345678934567)
<< /Symbology /ISSN >> barcodeshow
showpage
    
```

## Two-dimensional bar codes

### HIBC 39/128 bar code descriptors

| Key        | Type  | Range   | Default value       | Description  |
|------------|-------|---|---------------------|--|
| /Symbology | name  | N/A   | N/A                 | Required.<br>Identifies the bar code symbology.<br>/HIBC128PAS.<br>/HIBC128SLS.<br>/HIBC39PAS.<br>/HIBC39SLS.  |
| /Units     | name  | /300ths<br>/600ths<br>/1200ths                            | /600ths             | Optional.<br>/Units is used in the calculations that follow.   |
| /Height    | int   | 150–600 dec   | 240 dec<br>(F0 hex) | Optional.<br>Sets the bar height in /Units.<br><b>Note:</b> Values beyond the defined range are clipped and set to the minimum and maximum values.   |
| /Bars      | [int] | 5–27 dec<br>(05–1B hex)                                   | 6 dec<br>(06 hex)   | Optional.<br>Sets the bar widths in /Units.<br><b>Note:</b> Values beyond the defined range are clipped and set to the minimum and maximum values.   |
| /Spaces    | [int] | 5–27 dec<br>(05–1B hex)                                   | 6 dec<br>(06 hex)   | Optional.<br>Sets the space widths in /Units.<br><b>Note:</b> Values beyond the defined range are clipped and set to the minimum and maximum values. |
| /EmbedText | name  | /NoText<br>/Under<br>/Above<br>/Embedded<br>/HalfEmbedded | /Under              | Optional.<br>If available, this key determines the HRT location printed with the bar code.   |

| Key        | Type      | Range  | Default value                  | Description  |
|------------|-----------|--|--------------------------------|--|
| /FontName  | name      | For more information, see <a href="#">“Values for /EmbedText key” on page 74</a> and <a href="#">“Values for /FontName key” on page 75</a> . | /Courier-Bold                  | Optional.<br>Determines the font for the HRT.<br>If an invalid type name value is specified, then the default value is used. Otherwise, a typecheck error is returned. |
| /QuietZone | [int int] | [0 0]–[1200 1200] dec  | [150 150] dec<br>([96 96] hex) | Optional.<br><b>Note:</b> Values less than the minimum use the default value of [150 150] dec ([96 96] hex).   |

The bar and space widths of HIBC must follow these ratios:

- For HIBC 39, use 1:3, where the bar and space width #1 is 1 followed by #2.
- For HIBC 128, use 1:2:3:4, where the bar and space width #1 is 1 followed by #2, #3, and #4.

If the values of bar and space widths #2, #3, or #4 are invalid, then the values of the bar and space width #1 are used. If the values of the bar and space width #1 are invalid, then all the bar and space width fields use their default values.

## ITF-14 bar code descriptors

| Key        | Type | Range   | Default value          | Description  |
|------------|------|---|------------------------|--|
| /Symbology | name | N/A   | N/A                    | Required.<br>Identifies the bar code symbology.  |
| /Units     | name | /300ths<br>/600ths<br>/1200ths  | /600ths                | Optional.<br>/Units is used in the calculations that follow.   |
| /Height    | int  | The minimum value is 307 dec (01 33 hex).<br>There is no maximum value, but larger bar codes use more memory. | 756 dec<br>(02 F4 hex) | Optional.<br>Sets the bar height in /Units.<br><b>Notes:</b> <ul style="list-style-type: none"> <li>• Bearer bars are not included.</li> <li>• Values beyond the defined range are clipped and set to the minimum and maximum values.</li> </ul> |

| Key        | Type      | Range                       | Default value         | Description  |
|------------|-----------|-----------------------------|-----------------------|--|
| /Bars      | [int int] | [12 27]–[24 72] dec         | 12 dec<br>(00 0C hex) | Optional.<br>Sets the bar widths in /Units.<br><br><b>Notes:</b> <ul style="list-style-type: none"> <li>• The bar width #2 value is 2.50 multiplied by the bar width #1 value.</li> <li>• Values beyond the defined range are clipped and set to the minimum and maximum values.</li> </ul>  |
| /Spaces    | [int int] | [12 27]–[24 72] dec         | 12 dec<br>(00 0C hex) | Optional.<br>Sets the space widths in /Units.<br><br><b>Notes:</b> <ul style="list-style-type: none"> <li>• The minimum space width #2 value is 2.25 multiplied by the space width #1 value. The maximum value is 3 multiplied by the space width #1 value.</li> <li>• Values beyond the defined range are clipped and set to the minimum and maximum values.</li> </ul> |
| /EmbedText | name      | /NoText<br>/Under<br>/Above | /NoText               | Optional.<br>If available, this key determines the HRT location printed with the bar code.   |

| Key        | Type      | Range  | Default value                  | Description  |
|------------|-----------|--|--------------------------------|--|
| /FontName  | name      | For more information, see <a href="#">“Values for /EmbedText key” on page 74</a> and <a href="#">“Values for /FontName key” on page 75</a> . | /Courier-Bold                  | Optional.<br>Determines the font for the HRT.<br>If an invalid type name value is specified, then the default value is used. Otherwise, a typecheck error is returned. |
| /QuietZone | [int int] | [0 0]–[1200 1200] dec  | [150 150] dec<br>([96 96] hex) | Optional.<br><b>Note:</b> Values less than the minimum use the default value of [150 150] dec ([96 96] hex).   |

## PLANET bar code descriptors

| Key        | Type      | Range                     | Default value                  | Description  |
|------------|-----------|---------------------------|--------------------------------|--|
| /Symbology | name      | N/A                       | N/A                            | Required.<br>Identifies the bar code symbology.  |
| /Pitch     | int       | 20–24 dec                 | 22 dec<br>(16 hex)             | Optional.<br>Selects the bar pitch.<br><b>Note:</b> Values less than 20 dec (14 hex) result in a pitch of 20. Values greater than 24 dec (18 hex) result in a pitch of 24. |
| /QuietZone | [int int] | [0 0]–<br>[1200 1200] dec | [150 150] dec<br>([96 96] hex) | Optional.<br><b>Note:</b> Values less than the minimum use the default value of [150 150] dec ([96 96] hex).   |

**Note:** For more information on PLANET bar codes, see [“One-dimensional bar code symbologies” on page 96](#) and [“Single-byte Forms Card fonts” on page 114](#).

## Arguments for two-dimensional bar code symbology

### PDF417 arguments

| Key          | Type | Range    | Default value | Description   |
|--------------|------|----------|---------------|---|
| /Symbology   | name | N/A      | N/A           | Required.<br>Identifies the bar code symbology.   |
| /Type        | int  | N/A      | N/A           | Required.<br><b>Notes:</b> <ul style="list-style-type: none"> <li>If /Rows is set to 0, then /Columns is set manually.</li> <li>If /Rows is set to 1, then /AspectRatio determines /Columns.</li> </ul>   |
| /Rows        | int  | 3–90     | N/A           | Required.<br><b>Notes:</b> <ul style="list-style-type: none"> <li>Values beyond the defined range cause a rangecheck error.</li> <li>If /Type is set to 0, then the number of symbol rows is set manually.</li> </ul>   |
| /Columns     | int  | 1–30     | N/A           | Required.<br><b>Notes:</b> <ul style="list-style-type: none"> <li>Values beyond the defined range cause a rangecheck error.</li> <li>If /Type is set to 0, then the number of symbol columns is set manually.</li> </ul>  |
| /AspectRatio | real | 0.1–10.0 | N/A           | Required.<br><b>Notes:</b> <ul style="list-style-type: none"> <li>Values beyond the defined range are set to 0.5.</li> <li>If /Type is set to 1, then design the rows and columns ratio by dividing the value of the height to the width. For example, for a height-to-width ratio of 2/3, set /AspectRatio to 0.67.</li> </ul> |
| /Units       | N/A  | N/A      | 1/600 in.     | Optional.   |
| /ModuleWidth | int  | N/A      | N/A           | Required.<br>Sets the module width in /Units and specifies the X dimension (smallest element width).<br>For example, a value of 15 specifies an element width of 15/600 in.   |



| Key                  | Type                      | Range | Default value | Description  |                      |                           |   |   |   |   |   |   |   |    |   |    |   |    |   |     |
|----------------------|---------------------------|-------|---------------|--|----------------------|---------------------------|---|---|---|---|---|---|---|----|---|----|---|----|---|-----|
| /Height              | int                       | N/A   | N/A           | Required.<br>Specifies the bar height in terms of /ModuleWidth.<br>For example, if /ModuleWidth is set to 15, then a value of 3 sets the bar height to 45/600 in.  |                      |                           |   |   |   |   |   |   |   |    |   |    |   |    |   |     |
| /ErrorLevel          | int                       | 0–8   | 0             | Optional.<br>This key designates the error correction levels by predetermined values. Values beyond the defined range set the rangecheck error. ECC can also be specified as a percentage. A valid nonzero ECC by percentage overrides ECC by predetermined value. For more information, see the /ErrorPercent key.  |                      |                           |   |   |   |   |   |   |   |    |   |    |   |    |   |     |
|                      |                           |       |               | <table border="1"> <thead> <tr> <th>Predetermined values</th> <th>Number of error codewords</th> </tr> </thead> <tbody> <tr><td>0</td><td>2</td></tr> <tr><td>1</td><td>4</td></tr> <tr><td>2</td><td>8</td></tr> <tr><td>3</td><td>16</td></tr> <tr><td>4</td><td>32</td></tr> <tr><td>5</td><td>64</td></tr> <tr><td>6</td><td>128</td></tr> <tr><td>7</td><td>256</td></tr> <tr><td>8</td><td>512</td></tr> </tbody> </table> | Predetermined values | Number of error codewords | 0 | 2 | 1 | 4 | 2 | 8 | 3 | 16 | 4 | 32 | 5 | 64 | 6 | 128 |
| Predetermined values | Number of error codewords |       |               |  |                      |                           |   |   |   |   |   |   |   |    |   |    |   |    |   |     |
| 0                    | 2                         |       |               |  |                      |                           |   |   |   |   |   |   |   |    |   |    |   |    |   |     |
| 1                    | 4                         |       |               |  |                      |                           |   |   |   |   |   |   |   |    |   |    |   |    |   |     |
| 2                    | 8                         |       |               |  |                      |                           |   |   |   |   |   |   |   |    |   |    |   |    |   |     |
| 3                    | 16                        |       |               |  |                      |                           |   |   |   |   |   |   |   |    |   |    |   |    |   |     |
| 4                    | 32                        |       |               |  |                      |                           |   |   |   |   |   |   |   |    |   |    |   |    |   |     |
| 5                    | 64                        |       |               |  |                      |                           |   |   |   |   |   |   |   |    |   |    |   |    |   |     |
| 6                    | 128                       |       |               |  |                      |                           |   |   |   |   |   |   |   |    |   |    |   |    |   |     |
| 7                    | 256                       |       |               |  |                      |                           |   |   |   |   |   |   |   |    |   |    |   |    |   |     |
| 8                    | 512                       |       |               |  |                      |                           |   |   |   |   |   |   |   |    |   |    |   |    |   |     |
| /Mode                | int                       | N/A   | N/A           | Optional.<br><b>Note:</b> This key is not supported.   |                      |                           |   |   |   |   |   |   |   |    |   |    |   |    |   |     |
| /Macro               | boolean                   | N/A   | N/A           | Optional.<br><b>Note:</b> This key is not supported.   |                      |                           |   |   |   |   |   |   |   |    |   |    |   |    |   |     |
| /Truncated           | boolean                   | N/A   | false         | Optional.<br><b>Note:</b> If the value is set to true, then the right row indicator and the stop pattern are omitted.  |                      |                           |   |   |   |   |   |   |   |    |   |    |   |    |   |     |
| /QuietZone           | [int int]                 | N/A   | [150 150]     | Optional.<br>Sets the quiet zone in 1/600 in.  |                      |                           |   |   |   |   |   |   |   |    |   |    |   |    |   |     |

| Key           | Type | Range   | Default value | Description  |
|---------------|------|---------|---------------|--|
| /ErrorPercent | int  | 0%–400% | 0%            | <p>Optional.</p> <p>This key designates the error correction levels by percentage. Values beyond the defined range cause a rangecheck error. A valid nonzero value overrides the /ErrorLevel value. A zero value causes the /ErrorLevel value to be used.</p> <p>If a valid nonzero percentage is specified, then the ECC level is computed by selecting one of the /ErrorLevel values. The ECC level selected is the one that best matches the number generated by multiplying the specified percentage by the number of data codewords in the symbol.</p> <p>For example, if there are 20 data codewords in a symbol, and /ErrorPercent is specified at 100%, then the /ErrorLevel selected is the one closest to 20, or /ErrorLevel 3 (16 error codewords).</p> <p>For the same 20 data codewords, and an /ErrorPercent of 35%, /ErrorLevel 2 is selected because it is closest to 20 x 0.35, or 7.</p> |

This example prints a PDF417 bar code with the following settings:

```

Sample01234                                %This is the data to be encoded.
<<                                          %Specifies PDF417 symbology.
/Symbology /PDF417                        %Rows and columns determined by /AspectRatio.
/Type 1                                    %Height/width ratio is 1/2.
/AspectRatio 0.5                           %Smallest element width in 600th units.
/Units /600ths                             %Smallest element width is 20/600ths.
/ModuleWidth 20                            %Bar height is 40/600ths.
/Height 2                                   %Number of error code words is 8.
/ErrorLevel 2                               %Because they are not specified, /Truncated.
>>barcodeshow                             %Defaults to %false (no ;truncation) and /.
                                           %QuietZone defaults to [150 150].
    
```

### QR Code arguments

| Key        | Type | Range                          | Default value | Description   |
|------------|------|--------------------------------|---------------|---|
| /Symbology | name | N/A                            | N/A           | Required.<br>Identifies the bar code symbology.             |
| /Units     | name | /300ths<br>/600ths<br>/1200ths | /600ths       | Optional.   |
| /Model     | name | /Model1<br>/Model2             | /Model2       | Optional.<br>Determines the model of the QR Code symbology. |
| /ECC       | name | /L<br>/M<br>/Q<br>/H           | /M            | Optional.<br>Determines the ECC level.                      |

| Key         | Type | Range  | Default value | Description  |
|-------------|------|--|---------------|--|
| /Mod        | name | /Numeric<br>/Alphanumeric<br>/ECI<br>/Byte<br>/Kanji<br>/Mixed | /Mixed        | Optional.<br>Sets the encoding mode.                 |
| /ModuleSize | int  | The minimum value is 1.  | 10            | Optional.<br>Sets the module element size in /Units. |

## MaxiCode arguments

| Key        | Range   | Default value | Description                                     |
|------------|---|---------------|---|
| /Symbology | N/A   | /MaxiCode     | Identifies the bar code symbology.              |
| /Mode      | <b>02 dec</b> —Structured carrier message with numeric postal code<br><b>03 dec</b> —Structured carrier message with alphanumeric postal code<br><b>04 dec</b> —Standard symbol with standard error correction<br><b>05 dec</b> —Full symbol with enhanced error correction<br><b>06 dec</b> —Reader program with standard error correction | 02 dec        | N/A   |
| /QuietZone | N/A   | N/A           | Sets the quiet zone in an array of two numbers. |

Depending on the mode, the input data sent with the Transfer Bar Code Data command must follow these rules:

- For all modes, the input data must start with a label-number and number-of-labels field. Both fields are one digit in length and are terminated with either a comma or group separator (ASCII 29).
- For modes 2 and 3, the postal code, country code, and class-of-service fields must follow the label fields. Each field must be terminated with either a comma or group separator.
- A mode 2 postal code can have zero to nine digits. Postal codes greater than nine digits are truncated. For country code 840 (USA), postal codes of five digits in length are padded with four zeros.
- A mode 3 postal code can have zero to six alphanumeric characters (any printable character in code set A as defined in the AIM specification). Codes longer than six characters are truncated. Codes shorter than six characters are padded with spaces.
- The country code and class of service must each be three digits in length and padded with leading zeros if necessary.
- For modes 2 and 3, an optional ANSI message header can be inserted before the postal code. ]<RS01GSyy is a sample ANSI message header, where RS is a record separator, ASCII 30; and yy is a two-digit year. This message is automatically moved to the secondary message. A comma or group separator cannot terminate this message.

An optional secondary message follows the class of services for modes 2 and 3. For modes 4, 5, and 6, the message follows the number-of-labels field.

## MicroPDF417 arguments

| Key           | Type      | Range  | Default value                  | Description  |
|---------------|-----------|--|--------------------------------|--|
| /Symbology    | name      | N/A  | N/A                            | Required.  |
| /Units        | name      | /300ths<br>/600ths<br>/1200ths   | /600ths                        | Optional.<br>/Units is used in the calculations that follow.   |
| /ModuleWidth  | int       | 240–12000 dec  | 945 dec<br>(03 B1 hex)         | Optional.<br>Sets the X dimension of the module (white or black rectangle) in 100th of an inch.<br><b>Notes:</b> <ul style="list-style-type: none"> <li>You need a value of 9.45 (945 dec or 03 B1 hex) to set the X dimension to its default at 600 dpi.</li> <li>Values beyond the defined range are clipped and set to the minimum and maximum values.</li> </ul> |
| /ModuleHeight | int       | 480–60000 dec  | 1890 dec<br>(07 62 hex)        | Optional.<br>Sets the Y dimension of the module (white or black rectangle) in 100th of an inch.<br><b>Notes:</b> <ul style="list-style-type: none"> <li>The range of values of the Y dimension is between 2 and 5 times the value of the X dimension.</li> <li>Values beyond this range are clipped and set to the minimum and maximum values.</li> </ul>            |
| /Rows         | int       | 4–44 dec   | 0 dec<br>(00 hex)              | Optional.<br>This key is an automatic operation specified by using 0.  |
| /Columns      | int       | 1–4 dec  | 0 dec<br>(00 hex)              | Optional.<br>This key is an automatic operation specified by using 0.  |
| /FontName     | name      | For more information, see <a href="#">“Values for /EmbedText key” on page 74</a> and <a href="#">“Values for /FontName key” on page 75</a> . | /Courier-Bold                  | Optional.<br>Determines the font for the HRT.<br>If an invalid type name value is specified, then the default value is used. Otherwise, a typecheck error is returned.   |
| /QuietZone    | [int int] | [0 0]–[1200 1200] dec  | [150 150] dec<br>([96 96] hex) | Optional.<br><b>Note:</b> Values less than the minimum use the default value of [150 150] dec ([96 96] hex).   |

### Swiss QR code arguments

| Key        | Type | Range | Default value | Description                                     |
|------------|------|-------|---------------|---|
| /Symbology | name | N/A   | N/A           | Required.<br>Identifies the bar code symbology. |
| /ECC       | name | /M    | /M            | Fixed.<br>Determines the ECC level.             |

**Note:** No other arguments.

### Composite bar codes

| Key        | Type | Range  | Default value  | Description   |
|------------|------|--|--|---|
| /Symbology | name | /UPC-A<br>/UPC-A-2<br>/UPC-A-5<br>/UPC-E<br>/UPC-E-2<br>/UPC-E-5<br>/EAN-8<br>/EAN-8-2<br>/EAN-8-5<br>/EAN-13<br>/EAN-13-2<br>/EAN-13-5<br>/UCC-128<br>/RSS14<br>/RSS14Truncated<br>/RSS14Stacked<br>/RSS14Limited<br>/RSS14Expanded | N/A  | Required.<br>Identifies the bar code symbology.           |
| /Units     | name | /300ths<br>/600ths<br>/1200ths   | /600ths  | /Units is used in the calculations that follow.           |
| /Height    | int  | Depends on the module height range of the linear component   | Depends on the default module height range of the linear component | Optional.<br>Sets the Y dimension of the linear bar code. |

| Key          | Type | Range  | Default value  | Description   |
|--------------|------|--|--|---|
| /ModuleWidth | int  | Depends on the module width range of the linear component  | Depends on the default module width range of the linear component  | Optional.<br>Sets the X dimension of the module (white or black rectangle) in 100th of an inch.   |
| /EmbedText   | name | /NoText<br>/Embedded<br>/HalfEmbedded<br>/Under  | Depends on the default HRT location of the linear component, except for UCC-128 which uses /Under as its default value | If available, this key determines the HRT location printed with the bar code.<br>If /Above is specified, then the BCE automatically sets it to /HalfEmbedded. If an invalid value is specified, then the default value is used. |
| /FontName    | name | For more information, see <a href="#">“Values for /EmbedText key” on page 74</a> and <a href="#">“Values for /FontName key” on page 75</a> . | /Courier-Bold  | Optional.<br>Determines the font for the HRT.<br>If an invalid type name value is specified, then the default value is used. Otherwise, a typecheck error is returned.  |

The data in a PostScript emulation bar code sequence is represented within parentheses. For example, (0123456789). To add the composite component, add the pipe character, “|”, 124 decimal (72 hexadecimal) to the end of the normal bar code data.

For example, the following is a UPC-A composite bar code sequence:

```
(12345678901|Lexmark)
<</Symbology /UPC-A >> barcodeshow
```

- Beginning with a UPC-A data “12345678901”
- Followed by a “|” pipe character
- Followed by the composite data string: “Lexmark”
- Followed by a UPC-A symbology sequence
- Followed by the PostScript emulation barcodeshow operator

# Forms Card

## Features

The following information is a supplement to the instructions provided in the *Forms and Bar Code Card User's Guide*:

### Adding fonts to existing printer objects

Users can add fonts to printer objects in Forms Manager without having to delete and then recreate the printer object.

### Loading forms to a flash drive

Users can download forms to a flash drive. This feature is accessible through the Copy Formsets menu when a flash drive is inserted in the printer. Users can copy all the formsets from the flash drive to the currently configured formsmerge device.

### Capturing data to a flash drive

Forms Card enables the printer to capture and send data to a flash drive. The user can enable data capture mode from the printer control panel.

This feature is accessible through the Forms Merge Mode menu.

### Creating a PIN for formsets

Forms Card allows merging data with an encrypted formset. The user can specify a PIN for the formset during the upload. When the formset is downloaded to the printer, the user can enter the PIN from the printer control panel.

**Note:** If a user enters an incorrect PIN three times, then the job is deleted and no output is printed. If no pin is provided, then the job is canceled.

### Enhanced delimiter functionality

Enhanced delimiter functionality allows the user to do the following:

- Use the page delimiter and lines per page simultaneously
- Define the page start line after the page delimiter
- Handle the first instance of a delimiter (an option to ignore or use the first form delimiter)
- Perform a page break after the nth delimiter

### Adding cc and bcc to the e-mail function

Users can specify cc and bcc recipients when sending an e-mail through the printer.

**Note:** This function is available only on multifunction products (MFPs) that support e-mail or fax.

## Printing faxed or e-mailed documents

Users can print faxed or e-mailed documents.

**Note:** This function is available only on MFPs that support e-mail or fax.

## New version of PDFlib

Formsmerge and LDSS are updated to PDFlib version 8.0.2.

## Controlling formsmerge on individual ports

Enhanced formsmerge controls make it easy for users to set them on individual ports.

## New system variable—FORMSET@

The new system variable, FORMSET@, identifies the name of the formset currently in use. This variable allows the printer to have a debugging or troubleshooting capability similar to Optra Forms™.

## Hexadecimal values in PDF417 bar code

Forms Composer can encode ASCII or hexadecimal values in the header of a PDF417 bar code.

**Note:** Formsmerge card accepts hexadecimal values in any bar code type.

## Combined AS400 and OFIS filters

This version of Forms and Bar Code Card has combined AS400 and OFIS filters and an option to the PJJ LSETINPUTFILTER command.

## Removing leading FF and CR from the forms data

This feature is useful when a user wants to merge multiple data separated by FF or CR.

## Disabling PJJ LPORTROTATE

The PJJ LPORTROTATE command is not supported when Forms and Bar Code Card is installed.

## Disabling Merge Mode while downloading formsets

When downloading formsets with Merge Mode enabled, the formsets are scanned as normal incoming data. This behavior significantly lengthens the time it takes to download formsets to the printer. To improve download time, Forms Manager sends a PJJ DISABLEMERGEMODE command to disable Merge Mode while downloading formsets.

Merging is automatically enabled when the formsets download is complete.

## Enhanced page delimiters

Forms Card allows extra parsing capability of the input data stream. The datamap function allows the following:

- A string of hexadecimal characters to be specified as a delimiter
- The selection of a column range to search for page delimiters



## Faxing and e-mailing merged output

Forms Card can fax or e-mail merged output instead of printing it. This feature is accessible through setting the **WorkFlowVars** tag in the LFF file for the formset.

**Note:** This function is available only on MFPs that support e-mail or fax.

## Selecting ports that Forms Card listens to

Forms Card listens to and merges on printer input ports that users can select. This feature is accessible through the Print Port Setting menu.

- If a port is set to Off, then the forms data sent on this port is not merged.
- If a port is set to On, then the forms data sent may be merged depending on the formsets and activation conditions loaded into the printer.

## Using forms stored on a flash drive

Users can plug a flash drive into the front USB port on a supported printer and use formsets stored on that flash drive for formsmerge operations.

## RFID support

Through Lexmark Forms Job Ticket (LFJT) support, Forms Card allows users to specify RFID printer options when printing a merged e-form. LFJT is a simple XML format for specifying those options.

LFJT is embedded into the merged PDF by the Forms Card firmware. The PDF interpreter inside the printer parses the PDF.

**Note:** This feature is available only on printers that support RFID functionality.

## Printing all forms

Users can print information about all the formsets stored on the printer and some printer-specific information. This feature is accessible through the Print All Forms menu.

**Note:** If a .PPF file exists for the formset, then the paper tray and bin information is read from the .PPF file and listed under the .PPF file name.

## Vertical text centering

Users can set vertical text centering in Forms Manager. Users can center-align text objects vertically, eliminating using extra lines within the text element to push the text downward. The text is aligned within the boundaries of the object.

## Data types

Forms and Bar Code Card accepts three types of data: text, SAP Raw Data Interface (RDI), and TAGJOB.

Users may incorporate other data streams by using a data filter to remove characters. For more information, see [“Data filters” on page 90](#).

## Data filters

If a data filter is enabled, then the incoming forms job is run through that filter before the card processes it.

| Data filter | Description   |
|-------------|---|
| Disabled    | Indicates that all data filters are off.  |
| NULL        | Removes all null characters from the data stream.   |
| OFIS        | Removes the following Optra Forms init strings from the data stream:<br><pre>&lt;0x1B&gt;%-12345X@PJL ENTER LANGUAGE=POSTSCRIPT &lt;0x01&gt;M%PS (LexForm) run Bs</pre> <p>or</p> <pre>%!PS-ADOBE (LexForm) run startup</pre> |
| OFIS + NULL | Removes all null characters and Optra Forms init strings.   |
| AS400       | Removes extraneous lines of data due to AS400 formatting.   |
| PCL         | Removes all PCL 5 emulation escape sequences and leaves the text data.  |
| ZPL         | Removes all ZPL escape sequences and leaves the text data.  |
| ZPL-F       | Performs the same actions as ZPL, except that it uses "@" as the format instruction prefix.   |

## Forms Card font support

For supported fonts, Forms Card uses the appropriate font file.

For recognized fonts, Forms Card applies a similar font file.

For unsupported fonts, Forms Card does not print them.

Simplified Chinese is a supported double-byte character set (DBCS) language. The SimHei and the SimSun fonts are supported. For more information on supported and recognized fonts and font files, see [“Single-byte Forms Card fonts” on page 114](#).

## Bubble font

This font is used for standardized testing forms that are optically read for grading purposes. It is available in Forms Composer when OCR-B in Bubble font is used.

The following is a character map for use while designing the formset:

|    |    |    |    |    |    |    |    |    |    |    |    |    |    |    |    |
|----|----|----|----|----|----|----|----|----|----|----|----|----|----|----|----|
|    | !  | "  | #  | \$ | %  | &  | '  | (  | )  | *  | +  | ,  | -  | .  | /  |
| 20 | 21 | 22 | 23 | 24 | 25 | 26 | 27 | 28 | 29 | 2A | 2B | 2C | 2D | 2E | 2F |
| 0  | 1  | 2  | 3  | 4  | 5  | 6  | 7  | 8  | 9  | :  | ;  | <  | =  | >  | ?  |
| 30 | 31 | 32 | 33 | 34 | 35 | 36 | 37 | 38 | 39 | 3A | 3B | 3C | 3D | 3E | 3F |

|    |    |    |    |    |    |    |    |    |    |    |    |    |    |    |    |
|----|----|----|----|----|----|----|----|----|----|----|----|----|----|----|----|
| Ⓐ  | Ⓐ  | Ⓑ  | Ⓒ  | Ⓓ  | Ⓔ  | Ⓕ  | Ⓖ  | Ⓗ  | Ⓘ  | ⓵  | ⓶  | ⓷  | ⓸  | ⓹  | ⓺  |
| 40 | 41 | 42 | 43 | 44 | 45 | 46 | 47 | 48 | 49 | 4A | 4B | 4C | 4D | 4E | 4F |
| Ⓚ  | Ⓛ  | Ⓜ  | Ⓝ  | Ⓞ  | Ⓟ  | Ⓠ  | Ⓡ  | Ⓢ  | Ⓣ  | Ⓤ  | Ⓥ  | Ⓦ  | Ⓧ  | Ⓨ  | Ⓩ  |
| 50 | 51 | 52 | 53 | 54 | 55 | 56 | 57 | 58 | 59 | 5A | 5B | 5C | 5D | 5E | 5F |
| ⓐ  | ⓐ  | ⓑ  | ⓐ  | ⓓ  | ⓔ  | ⓕ  | ⓖ  | ⓗ  | ⓓ  | ⓖ  | ⓗ  | ⓓ  | ⓔ  | ⓕ  | ⓖ  |
| 60 | 61 | 62 | 63 | 64 | 65 | 66 | 67 | 68 | 69 | 6A | 6B | 6C | 6D | 6E | 6F |
| Ⓚ  | Ⓛ  | Ⓜ  | Ⓝ  | Ⓞ  | Ⓟ  | Ⓠ  | Ⓡ  | Ⓢ  | Ⓣ  | Ⓤ  | Ⓥ  | Ⓦ  | Ⓧ  | Ⓨ  | 7F |
| 70 | 71 | 72 | 73 | 74 | 75 | 76 | 77 | 78 | 79 | 7A | 7B | 7C | 7D | 7E |    |
| 80 | ⓐ  | 82 | 83 | 84 | 85 | 86 | 87 | 88 | ⓐ  | Ⓛ  | 8C | ⓐ  | 8E | 8F |    |
|    | 81 |    |    |    |    |    |    |    | 89 | 8A | 8B |    | 8D |    |    |
| 90 | ⓐ  | ⓐ  | ⓐ  | ⓐ  | 95 | ⓐ  | 97 | 98 | 99 | ⓐ  | ⓐ  | ⓐ  | 9D | ⓐ  | ⓐ  |
|    | 91 | 92 | 93 | 94 |    | 96 |    |    |    | 9A | 9B | 9C |    | 9E | 9F |
| A0 | A1 | ○  | ●  | A4 | A5 | A6 | A7 | A8 | A9 | AA | AB | AC | ⓐ  | AE | AF |
|    |    | A2 | A3 |    |    |    |    |    |    |    |    |    | AD |    |    |
| B0 | B1 | B2 | B3 | B4 | B5 | B6 | B7 | B8 | B9 | BA | BB | BC | BD | BE | BF |
| C0 | C1 | C2 | C3 | C4 | C5 | C6 | C7 | C8 | C9 | CA | CB | CC | CD | CE | CF |
| D0 | D1 | D2 | D3 | D4 | D5 | D6 | D7 | D8 | D9 | DA | DB | DC | DD | DE | DF |
| E0 | E1 | E2 | E3 | E4 | E5 | E6 | E7 | E8 | E9 | EA | EB | EC | ED | EE | EF |
| F0 | F1 | F2 | F3 | F4 | F5 | F6 | F7 | F8 | F9 | FA | FB | FC | FD | FE | FF |

## Determining printable characters

Forms and Bar Code Card supports multiple code pages. For more information on supported fonts, see [“Single-byte Forms Card fonts” on page 114](#).

Because the user’s computer font list is richer than the printer font list, a user can easily create a form where not all characters are printed. The user can stipulate a supported code page using Forms Composer.

The following font families support the international character set:

- Intl-Courier
- Intl-CG Times
- Intl-Univers
- Arial MT
- Times New Roman PS MT

These font families complement any code page selected and result in almost every character printing.

When printing a formset that uses an international character set, print a sample first to make sure that all the characters are printable.

## Printing errors

If an error occurs, then forms jobs are not printed. If "Error page Print" is on, then the error page is printed.

After the error is cleared, the print job continues to print unless another error occurs.

For print jobs with multiple errors, each error must be cleared individually.

Sample error page



For a list of error codes and their solutions, see [“Error messages and their types and solutions” on page 129](#).

## Forms files on printer directory

Forms and Bar Code Card places forms files on the printer in the formsmerge directory. These files are visible if the user prints a directory page from the printer control panel.

Do *not* tamper with these files.

## Chart support

Forms and Bar Code Card supports pie, horizontal, and vertical (stacked and unstacked) charts.

## Handling SAP RDI variables

Forms and Bar Code Card supports both hyphen and underscore variables.

## Limitations

When a large number is used, the border area exceeds the chart border area.

## Appendix A - Feature summary

### Forms Card filters and their support on Lexmark products

| Forms Card filter              | Forms and Bar Code Card | Forms Composer v3.4.7 | Document Producer v3.4.7 | Forms Manager v3.4.9 |
|--------------------------------|-------------------------|-----------------------|--------------------------|----------------------|
| PCL 5 filter                   | Y                       | Y                     | Y                        | N                    |
| Opra Forms init string         | Y                       | Y                     | Y                        | N                    |
| Supports multiple init strings | Y                       | Y                     | Y                        | N                    |
| Removes UEL command            | Y                       | Y                     | Y                        | N                    |
| AS/400 dot matrix              | Y                       | Y                     | Y                        | N                    |
| Null characters                | Y                       | Ignored               | Ignored                  | N                    |
| ZPL                            | Y                       | Y                     | Y                        | N                    |
| ZPL-F (alternate escape)       | Y                       | DLL Avl               | DLL Avl                  | N                    |

### Forms Card fonts and their support on Lexmark products

| Forms Card font                       | Forms and Bar Code Card | Forms Composer v3.4.7 | Document Producer v3.4.7 | Forms Manager v3.4.9 |
|---------------------------------------|-------------------------|-----------------------|--------------------------|----------------------|
| Simplified Chinese                    | Y                       | Y                     | N                        | N                    |
| Greek or Cyrillic (code page 737)     | Y                       | Y                     | Y                        | N                    |
| Greek or Cyrillic monospaced font     | Custom UPR              | Y                     | Y                        | N                    |
| OMR monospaced font                   | Y                       | Y                     | Y                        | N                    |
| Common fonts or metrics on Forms Card | Y                       | N                     | N                        | N                    |

### Forms Card features and their support on Lexmark products

| Forms Card feature   | Forms and Bar Code Card | Forms Composer v3.4.7 | Document Producer v3.4.7 | Forms Manager v3.4.9 |
|----------------------|-------------------------|-----------------------|--------------------------|----------------------|
| UTF-8, UTF-16        | N                       | Y                     | Y <sup>2</sup>           | N                    |
| DBCS file names      | Y <sup>1</sup>          | Y                     | N                        | Y                    |
| DBCS bold and italic | Y                       | Y                     | N                        | N                    |
| RFID                 | Y <sup>3</sup>          | Y <sup>3</sup>        | N                        | N                    |

<sup>1</sup> Supported when the printer control panel is set to a DBCS language

<sup>2</sup> Limited UTF-8 and UTF-16 support

<sup>3</sup> Requires an RFID-enabled printer



| Forms Card feature  | Forms and Bar Code Card         | Forms Composer v3.4.7 | Document Producer v3.4.7 | Forms Manager v3.4.9 |
|---|---------------------------------|-----------------------|--------------------------|----------------------|
| Enhanced page delimiters: <ul style="list-style-type: none"> <li>• Selection of any hexadecimal character</li> <li>• Selection of column range</li> </ul>                         | Y                               | Y                     | N                        | N                    |
| Selection of ports that Forms Card listens to   | Y                               | N                     | N                        | N                    |
| Use of forms stored on a flash drive  | Y                               | N                     | N                        | N                    |
| Printing of all forms   | Y                               | N                     | N                        | Y                    |
| Vertical text centering   | Y                               | Y                     | N                        | Y                    |
| More finishing options: <ul style="list-style-type: none"> <li>• Page reprinting</li> <li>• Copying</li> <li>• Collating</li> <li>• Stapling</li> <li>• Hole punching</li> </ul>  | Y                               | Y                     | Y                        | N                    |
| Use of control characters in data   | Y                               | Y                     | Y                        | N                    |
| PDF version   | 1.3–1.7                         | 1.3–1.7               | 1.7                      | N                    |
| Floating subforms   | Y                               | Y                     | Y                        | N                    |
| Error page control  | Printer control panel selection | N                     | N                        | N                    |
| Fax from output (MFP feature)   | Y                               | N                     | Y                        | N                    |
| E-mail from output (MFP feature)  | Y                               | N                     | Y                        | N                    |
| System variables in formset: <ul style="list-style-type: none"> <li>• PRINTNAME (printer name)</li> <li>• PRINTNUM (printer serial number)</li> </ul>                             | Y                               | Y                     | N                        | N                    |
| Saving of variable for reuse  | Y                               | Y                     | Y                        | N                    |
| Single-character variable subform active  | N                               | N                     | N                        | Y                    |
| Downloadable DBCS fonts   | Y                               | N                     | N                        | Y                    |
| Forms flash file  | Y                               | N                     | N                        | Y                    |
| UTF-8 file names  | Y                               | Y                     | N                        | Y                    |
| Latin fonts in Forms Card (4MB)   | Y                               | N                     | N                        | Y                    |
| Bubble font   | Y                               | Y                     | Y                        | N                    |
| Formset directives preservation   | Y                               | N                     | N                        | N                    |
| <sup>1</sup> Supported when the printer control panel is set to a DBCS language<br><sup>2</sup> Limited UTF-8 and UTF-16 support<br><sup>3</sup> Requires an RFID-enabled printer |                                 |                       |                          |                      |

**Bar codes and their support on Lexmark products**

| Bar code  | Forms and Bar Code Card | Forms Composer v3.4.7 | Document Producer v3.4.7 | Forms Manager v3.4.9 |
|---|-------------------------|-----------------------|--------------------------|----------------------|
| PCL 5 commands  | Y                       | N                     | N                        | N                    |
| PostScript commands   | Y                       | N                     | N                        | N                    |
| Combined Forms and Bar Code CD  | Y                       | N                     | N                        | N                    |
| Updated Visual Bar Code Designer v3.0   | Y                       | N                     | N                        | N                    |
| AEC   | Y                       | N                     | N                        | N                    |
| HRT fonts: <ul style="list-style-type: none"> <li>• Courier</li> <li>• SM Unit</li> <li>• SM Unit Condensed</li> <li>• SM Gothic</li> <li>• Roman</li> <li>• OCR-B</li> <li>• PLANET</li> </ul> | Y                       | Y                     | Y                        | N                    |

# Appendix B - Supported bar codes

## One-dimensional bar code symbologies


| Bar code                       | Forms and Bar Code Card |      |      |                | Forms Composer v3.3.9 | Document Producer | Opra Forms     | Sample image   | Description   |
|--------------------------------|-------------------------|------|------|----------------|-----------------------|-------------------|----------------|--|---|
|                                | v3.3                    | v3.2 | v3.1 | v3.0           |                       |                   |                |  |   |
| Codabar                        | Y                       | Y    | Y    | Y              | Y                     | Y                 | Y <sup>1</sup> |    | Codabar, also known as USD-4, NW-7, Monarch, or Code 2 of 7, is a variable-length symbology that allows encoding of the following characters: <b>0 1 2 3 4 5 6 7 8 9 - \$ : / . + A B C D</b> .   |
| Codabar with mod16 check digit | Y                       | Y    | Y    | Y              | Y                     | Y                 | Y <sup>1</sup> |  |   |
| Codablock F                    | Y <sup>2</sup>          | Y    | Y    | Y <sup>2</sup> | Y                     | Y                 | N              |  | Codablock F is a stacked version of the standard bar codes Code 39 and Code 128. Row indicators show the orientation of the reading, and two check characters guarantee the accuracy of the data encoded. There are three varieties of this code. Codablock F can contain 2 to 44 rows, with 4 to 62 characters per row. This symbology can encode up to 2725 characters. |

<sup>1</sup> One-dimensional bar code symbologies supported by Bar Code Card version 2.4 or later can be printed with Opra Forms when:

- The bar code option is installed on the printer.
- The accompanying bar code dictionaries are installed on Opra Forms.

<sup>2</sup> These bar codes are not available in PCL 5 emulation or PostScript emulation.









| Bar code                              | Forms and Bar Code Card |      |      |      | Forms Composer v3.3.9 | Document Producer | Optra Forms | Sample image   | Description   |
|---------------------------------------|-------------------------|------|------|------|-----------------------|-------------------|-------------|--|---|
|                                       | v3.3                    | v3.2 | v3.1 | v3.0 |                       |                   |             |  |   |
| Code 3 of 9                           | Y                       | Y    | Y    | Y    | Y                     | Y                 | Y           |  | Code 3 of 9, also known as Code 39 or AIM USS 39, is the first alphanumeric code that shows the digits from 0 to 9, 26 letters (uppercase A to Z), and seven special characters: - . * \$ / + % and space.<br>Code 3 of 9 has no built-in checksum. |
| Code 3 of 9 with check digit          | Y                       | Y    | Y    | Y    | Y                     | Y                 | Y           |  | Code 3 of 9 optionally allows for a Modulo 43 check character in cases where data security is important.  |
| Code 3 of 9 extended                  | Y                       | Y    | Y    | Y    | Y                     | Y                 | Y           |  | Code 3 of 9 extended is a general-purpose code that can code any ASCII character that you can enter from the keyboard by normal means. Similar to the standard 3 of 9 code, data can be of any length.  |
| Code 3 of 9 extended with check digit | Y                       | Y    | Y    | Y    | Y                     | Y                 | Y           |  | Code 3 of 9 extended also optionally allows for a Modulo 43 check character in cases where data security is important.  |
| Code 3 of 9                           | Y                       | Y    | Y    | Y    | Y                     | Y                 | Y           |  |   |

<sup>1</sup> One-dimensional bar code symbologies supported by Bar Code Card version 2.4 or later can be printed with Optra Forms when:

- The bar code option is installed on the printer.
- The accompanying bar code dictionaries are installed on Optra Forms.


<sup>2</sup> These bar codes are not available in PCL 5 emulation or PostScript emulation.

| Bar code            | Forms and Bar Code Card |      |      |                | Forms Composer v3.3.9 | Document Producer | Optra Forms    | Sample image  | Description  |
|---------------------|-------------------------|------|------|----------------|-----------------------|-------------------|----------------|---|--|
|                     | v3.3                    | v3.2 | v3.1 | v3.0           |                       |                   |                |   |  |
| Code 93             | Y                       | Y    | Y    | Y              | Y                     | Y                 | Y <sup>1</sup> |   | Code 93 is a variable-length symbology that can encode the complete 128 ASCII character set. It also incorporates two check digits as an added measure of security.  |
| Code 93 extended    | Y                       | Y    | Y    | Y              | Y                     | Y                 | Y <sup>1</sup> |   | Similar to Code 93, except that it allows the complete 128 ASCII character set to be encoded.  |
| Code 128            | Y                       | Y    | Y    | Y              | Y                     | Y                 | Y              |     | Code 128, also known as USS 128, is a general-purpose bar code that can handle any ASCII character. It also allows encoding of four special function codes (FNC1 to FNC4).<br>Code 128 can encode data of any length.  |
| HIBC 128 or HIBC 39 | Y <sup>2</sup>          | Y    | Y    | Y <sup>2</sup> | Y                     | Y                 | N              |   | HIBC has versions based on Code 3 of 9, Code 128, and Codablock F, and uses standard bar code encoding.<br>The uniqueness of the bar codes comes in the structure of the data that is encoded.<br>The HIBC standard provides for a Supplier Standard and a Provider Standard, each with its own unique data structure. |

<sup>1</sup> One-dimensional bar code symbologies supported by Bar Code Card version 2.4 or later can be printed with Optra Forms when:

- The bar code option is installed on the printer.
- The accompanying bar code dictionaries are installed on Optra Forms.



<sup>2</sup> These bar codes are not available in PCL 5 emulation or PostScript emulation.

| Bar code   | Forms and Bar Code Card |      |      |      | Forms Composer v3.3.9 | Document Producer | Optra Forms    | Sample image   | Description  |
|--|-------------------------|------|------|------|-----------------------|-------------------|----------------|--|--|
|  | v3.3                    | v3.2 | v3.1 | v3.0 |                       |                   |                |  |  |
| Industrial 2 of 5,<br>Standard 2 of 5,<br>or Code 25 | Y                       | Y    | Y    | Y    | Y                     | Y                 | Y <sup>1</sup> |  | Industrial 2 of 5 is a numeric-only bar code.<br>Industrial 2 of 5 has no built-in checksum.         |
| Industrial 2 of 5 with check digit                   | Y                       | Y    | Y    | Y    | Y                     | Y                 | Y <sup>1</sup> |  | Industrial 2 of 5 optionally allows for a check character in cases where data security is important. |

<sup>1</sup> One-dimensional bar code symbologies supported by Bar Code Card version 2.4 or later can be printed with Optra Forms when:

- The bar code option is installed on the printer.
- The accompanying bar code dictionaries are installed on Optra Forms.



<sup>2</sup> These bar codes are not available in PCL 5 emulation or PostScript emulation.

| Bar code                            | Forms and Bar Code Card |      |                |      | Forms Composer v3.3.9 | Document Producer | Optra Forms | Sample image   | Description  |
|-------------------------------------|-------------------------|------|----------------|------|-----------------------|-------------------|-------------|--|--|
|                                     | v3.3                    | v3.2 | v3.1           | v3.0 |                       |                   |             |  |  |
| Interleaved 2 of 5                  | Y                       | Y    | Y              | Y    | Y                     | Y                 | Y           |   | <p>Interleaved 2 of 5 encodes digit pairs in an interleaved manner.</p> <p>Each data character is composed of five elements, either five bars or five spaces. Of these five elements, two are wide and three are narrow. Each digit has its own unique two-out-of-five arrangement.</p> <p>A complete Interleaved 2 of 5 symbol consists of the following:</p> <ul style="list-style-type: none"> <li>• The start code (two narrow bars and two narrow spaces)</li> <li>• The data characters</li> <li>• The stop code (one wide bar, a narrow space, and a narrow bar)</li> </ul> <p>For general-purpose, free-form numeric data, this bar code is the most efficient code available.</p> <p>Interleaved 2 of 5 has no built-in checksum.</p> |
| Interleaved 2 of 5 with check digit | Y                       | Y    | Y              | Y    | Y                     | Y                 | Y           |  | Interleaved 2 of 5 optionally allows for a weighted Modulo 10 check character in cases where data security is important.   |
| ITF-14                              | Y                       | Y    | Y <sup>2</sup> | Y    | Y                     | Y                 | N           |  | ITF-14 is an Interleaved 2 of 5 bar code with bearer bars surrounding the bar code.  |

<sup>1</sup> One-dimensional bar code symbologies supported by Bar Code Card version 2.4 or later can be printed with Optra Forms when:

- The bar code option is installed on the printer.
- The accompanying bar code dictionaries are installed on Optra Forms.

<sup>2</sup> These bar codes are not available in PCL 5 emulation or PostScript emulation.



| Bar code                             | Forms and Bar Code Card |      |      |      | Forms Composer v3.3.9 | Document Producer | Optra Forms    | Sample image   | Description  |
|--------------------------------------|-------------------------|------|------|------|-----------------------|-------------------|----------------|--|--|
|                                      | v3.3                    | v3.2 | v3.1 | v3.0 |                       |                   |                |  |  |
| Matrix 2 of 5                        | Y                       | Y    | Y    | Y    | Y                     | Y                 | Y <sup>1</sup> |    | A variation of Interleaved 2 of 5, Matrix 2 of 5 is mainly used in the Netherlands.  |
| Matrix 2 of 5 with check digit       | Y                       | Y    | Y    | Y    | Y                     | Y                 | Y <sup>1</sup> |  | Matrix 2 of 5 optionally allows for a check character in cases where data security is important.   |
| MSI or MSI Plessey                   | Y                       | Y    | Y    | Y    | Y                     | Y                 | Y <sup>1</sup> |  | MSI is a numeric-only bar code type. It can accept a variable number of digits up to 13.   |
| MSI with mod10 check digit           | Y                       | Y    | Y    | Y    | Y                     | Y                 | Y <sup>1</sup> |  | MSI bar code can include a Modulo 10 checksum.   |
| MSI with mod10 and mod10 check digit | Y                       | Y    | Y    | Y    | Y                     | Y                 | Y <sup>1</sup> |  | MSI bar code can include a Modulo 10 checksum, and may include a second checksum.<br>If a second checksum is required, then the first checksum is appended to the original string. The checksum calculation is performed again including the first checksum. |
| MSI with mod11 and mod10 check digit | Y                       | Y    | Y    | Y    | Y                     | Y                 | Y <sup>1</sup> |  | Some applications may require a Modulo 11 checksum, and it is calculated differently from the Modulo 10 checksum.  |

<sup>1</sup> One-dimensional bar code symbologies supported by Bar Code Card version 2.4 or later can be printed with Optra Forms when:

- The bar code option is installed on the printer.
- The accompanying bar code dictionaries are installed on Optra Forms.

<sup>2</sup> These bar codes are not available in PCL 5 emulation or PostScript emulation.

## Two-dimensional bar code symbologies

| Bar code    | Forms and Bar Code Card |      |      |                | Forms Composer v3.3.9 | Document Producer | Optra Forms    | Sample image  | Description  |
|-------------|-------------------------|------|------|----------------|-----------------------|-------------------|----------------|---|--|
|             | v3.3                    | v3.2 | v3.1 | v3.0           |                       |                   |                |   |  |
| Data Matrix | Y <sup>3</sup>          | Y    | Y    | Y <sup>3</sup> | Y                     | Y                 | N              |   | Data Matrix employs the Reed-Solomon error correction with data redundancy to guarantee a fast and accurate read. The symbol can store between 1 and 3116 numeric or 2335 alphanumeric characters.<br>Data Matrix is scalable up to a 14-in. sq., but the actual limits depend on the fidelity of the marking device and the optics of the reader. |
| MaxiCode    | Y                       | Y    | Y    | Y              | Y                     | Y                 | Y <sup>1</sup> |  | MaxiCode is a medium-capacity two-dimensional matrix bar code symbology especially designed for the high-speed scanning application of package sorting and tracking.   |




<sup>1</sup> PDF417 and MaxiCode can be printed with Optra Forms only when:

- The bar code option is installed on the printer.
- The accompanying bar code dictionaries are installed on Optra Forms.

<sup>2</sup> One-dimensional bar code symbologies supported by Bar Code Card version 2.4 or later can be printed with Optra Forms when:

- The bar code option is installed on the printer.
- The accompanying bar code dictionaries are installed on Optra Forms.

<sup>3</sup> These bar codes are not available in PCL 5 emulation or PostScript emulation.

| Bar code    | Forms and Bar Code Card |      |      |                | Forms Composer v3.3.9 | Document Producer | Optra Forms    | Sample image   | Description   |
|-------------|-------------------------|------|------|----------------|-----------------------|-------------------|----------------|--|---|
|             | v3.3                    | v3.2 | v3.1 | v3.0           |                       |                   |                |  |   |
| MicroPDF417 | Y <sup>3</sup>          | Y    | Y    | Y <sup>3</sup> | Y                     | Y                 | N              |    | MicroPDF417 is a multi-row symbology derived from and closely based on PDF417. It is designed for applications with a need for improved area efficiency but without the requirement for PDF417 maximum data capacity. A limited set of symbol sizes is available, together with a fixed level of error correction for each symbol size. |
| PDF417      | Y                       | Y    | Y    | Y              | Y                     | Y                 | Y <sup>1</sup> |   | PDF417 is a high-density two-dimensional bar code symbology that consists of a stacked set of smaller bar codes. It can encode the complete ASCII set.  |
| QR Code     | Y                       | Y    | Y    | Y              | Y                     | Y                 | N              |  | QR Code is a matrix code. The maximum symbol size is 177 modules square. It can encode 7366 numeric characters or 4464 alphanumeric characters.   |


<sup>1</sup> PDF417 and MaxiCode can be printed with Optra Forms only when:

- The bar code option is installed on the printer.
- The accompanying bar code dictionaries are installed on Optra Forms.

<sup>2</sup> One-dimensional bar code symbologies supported by Bar Code Card version 2.4 or later can be printed with Optra Forms when:

- The bar code option is installed on the printer.
- The accompanying bar code dictionaries are installed on Optra Forms.

<sup>3</sup> These bar codes are not available in PCL 5 emulation or PostScript emulation.

| Bar code      | Forms and Bar Code Card |      |      |      | Forms Composer v3.3.9 | Document Producer | Optra Forms | Sample image   | Description   |
|---------------|-------------------------|------|------|------|-----------------------|-------------------|-------------|--|---|
|               | v3.3                    | v3.2 | v3.1 | v3.0 |                       |                   |             |  |   |
| Swiss QR Code | Y                       | Y    | Y    | Y    | Y                     | Y                 | N           |  | <p>The Swiss QR code is always generated with the ECC level <b>(M)</b>.</p> <p>The PCL P-Parameter must always be triggered to the value of <b>2p</b>.</p> <p>The module size varies depending on the QR code version chosen for the data amount to encode because the label size must be 46 x 46</p> |

<sup>1</sup> PDF417 and MaxiCode can be printed with Optra Forms only when:

- The bar code option is installed on the printer.
- The accompanying bar code dictionaries are installed on Optra Forms.

<sup>2</sup> One-dimensional bar code symbologies supported by Bar Code Card version 2.4 or later can be printed with Optra Forms when:

- The bar code option is installed on the printer.
- The accompanying bar code dictionaries are installed on Optra Forms.

<sup>3</sup> These bar codes are not available in PCL 5 emulation or PostScript emulation.

## Composite bar code symbologies





| Bar code | Forms and Bar Code Card |      |      |      | Forms Composer v3.3.9 | Document Producer | Optra Forms | Sample image | Description |
|----------|-------------------------|------|------|------|-----------------------|-------------------|-------------|--------------|-------------|
|          | v3.3                    | v3.2 | v3.1 | v3.0 |                       |                   |             |              |             |







<sup>1</sup> One-dimensional bar code symbologies supported by Bar Code Card version 2.4 or later can be printed with Optra Forms when:




- The bar code option is installed on the printer.
- The accompanying bar code dictionaries are installed on Optra Forms.


<sup>2</sup> These bar codes are not available in PCL 5 emulation or PostScript emulation.









| Bar code               | Forms and Bar Code Card |      |      |                | Forms Composer v3.3.9 | Document Producer | Opt Forms | Sample image   | Description  |
|------------------------|-------------------------|------|------|----------------|-----------------------|-------------------|-----------|--|--|
|                        | v3.3                    | v3.2 | v3.1 | v3.0           |                       |                   |           |  |  |
| Composite with UPC     | Y <sup>2</sup>          | Y    | Y    | Y <sup>2</sup> | Y                     | Y                 | N         |    | An EAN/UCC composite symbol consists of a linear component associated with an adjacent two-dimensional composite component. The linear component is encoded with the primary identification of the item. The associated composite component is encoded with the supplementary data, such as a batch number or expiration date. |
| Composite with EAN     | Y <sup>2</sup>          | Y    | Y    | Y <sup>2</sup> | Y                     | Y                 | N         |   | The linear component can be the following: <ul style="list-style-type: none"> <li>• EAN/UCC-128: Up to 48 digits.</li> <li>• EAN/UPC: 8 or 13 digits.</li> <li>• RSS Expanded: Up to 74 digits.</li> <li>• Other RSS: 16 digits.</li> </ul>  |
| Composite with EAN/UCC | Y <sup>2</sup>          | Y    | Y    | Y <sup>2</sup> | Y                     | Y                 | N         |  |  |
| Composite with RSS-14  | Y <sup>2</sup>          | Y    | Y    | Y <sup>2</sup> | Y                     | Y                 | N         |  | N/A  |





| Bar code                             | Forms and Bar Code Card |      |      |      | Forms Composer v3.3.9 | Document Producer | Opt Forms      | Sample image   | Description   |
|--------------------------------------|-------------------------|------|------|------|-----------------------|-------------------|----------------|--|---|
|                                      | v3.3                    | v3.2 | v3.1 | v3.0 |                       |                   |                |  |   |
| EAN/JAN-8 or JIS-S-UCC               | Y                       | Y    | Y    | Y    | Y                     | Y                 | Y              |    | EAN/JAN-8 bar code encodes a total of eight digits: two characters for country of origin, five data characters, and a check character for error detection. Only eight-digit numeric data can be used with this code.  |
| EAN/JAN-8 with 2-digit supplemental  | Y                       | Y    | Y    | Y    | Y                     | Y                 | Y <sup>1</sup> |    | EAN-8 supports a supplemental two- or five-digit number to be appended to the main bar code symbol.   |
| EAN/JAN-8 with 5-digit supplemental  | Y                       | Y    | Y    | Y    | Y                     | Y                 | Y <sup>1</sup> |  |   |
| EAN/JAN-13 or JIS-UCC                | Y                       | Y    | Y    | Y    | Y                     | Y                 | Y              |  | EAN-13 is the European version of UPC-A. The first two digits designate the country where the article is made. The next five digits show the producer of the article, followed by five digits, which identify the article number. The last digit is the checksum. |
| EAN/JAN-13 with 2-digit supplemental | Y                       | Y    | Y    | Y    | Y                     | Y                 | Y <sup>1</sup> |  | EAN-13 supports a supplemental two- or five-digit number to be appended to the main bar code symbol.  |
| EAN/JAN-13 with 5-digit supplemental | Y                       | Y    | Y    | Y    | Y                     | Y                 | Y <sup>1</sup> |  |   |







| Bar code                         | Forms and Bar Code Card |      |      |      | Forms Composer v3.3.9 | Document Producer | Opt Forms      | Sample image   | Description  |
|----------------------------------|-------------------------|------|------|------|-----------------------|-------------------|----------------|--|--|
|                                  | v3.3                    | v3.2 | v3.1 | v3.0 |                       |                   |                |  |  |
| EAN 128, UCC-128, or EAN/UCC-128 | Y                       | Y    | Y    | Y    | Y                     | Y                 | Y              |    | The EAN/UCC-128 specification uses the same code set as Code 128. The exception is that it does not allow function codes FNC2 to FNC4 to be used in a symbol. FNC1 is also used as part of the start code in the symbol. The check digit in EAN/UCC-128 symbols is calculated differently than in Code 128.  |
| ISBN or ISBN + 5                 | Y                       | Y    | Y    | Y    | Y                     | Y                 | Y <sup>1</sup> |   | An ISBN or Bookland EAN bar code is a special form of the EAN-13 symbol consisting of the ISBN number preceded by the digits 978.<br><br>The supplemental in an ISBN bar code is simply the retail price of the book preceded by the digit 5 (for U.S. dollar as the currency).  |
| ISSN, ISSN + 2, or ISSN + 5      | Y                       | Y    | Y    | Y    | Y                     | Y                 | Y <sup>1</sup> |  | An ISSN bar code is a special form of the EAN-13 symbol. It encodes the first seven digits of an ISSN, prefaced by a special "land of serial publications" country code (977), followed by a two-digit price code. The checksum digit is not encoded.<br><br>The last character of an ISSN, the checksum digit, may be an x (ASCII 88).<br><br>There can be an add-on of either two or five digits for the issue number of the serial publication. |







| Bar code | Forms and Bar Code Card |      |      |                | Forms Composer v3.3.9 | Document Producer | Opt Forms | Sample image   | Description   |
|----------|-------------------------|------|------|----------------|-----------------------|-------------------|-----------|--|---|
|          | v3.3                    | v3.2 | v3.1 | v3.0           |                       |                   |           |  |   |
| RSS      | Y <sup>2</sup>          | Y    | Y    | Y <sup>2</sup> | Y                     | Y                 | N         |  | <p>RSS-14 is a linear symbology that facilitates omnidirectional scanning. It encodes 14 digits of numerical data used to identify Global Trade Item Numbers (GTIN) in the supply chain.</p> <p>RSS-14 Truncated truncates (shortens) the bar code height to 13 times the nominal printing density (X dimension multiplied by 13 instead of 33X).</p> <p>RSS-14 Stacked allows the truncated RSS-14 to be printed in two rows of two segments each.</p> <p>RSS-14 Limited uses a different encoding process and limits the values assigned for indicator digits to 1 or 0.</p> <p>RSS-14 Expanded is a variable-length, linear symbology that is encoded differently than RSS-14. This symbology allows up to 74 numeric or 41 alphabetic characters.</p> <p>RSS-14 Stacked Omnidirectional allows the full height RSS-14 to be printed in two rows of two segments each.</p> |

| Bar code                        | Forms and Bar Code Card |      |      |      | Forms Composer v3.3.9 | Document Producer | Opt Forms      | Sample image   | Description  |
|---------------------------------|-------------------------|------|------|------|-----------------------|-------------------|----------------|--|--|
|                                 | v3.3                    | v3.2 | v3.1 | v3.0 |                       |                   |                |  |  |
| UPC-A                           | Y                       | Y    | Y    | Y    | Y                     | Y                 | Y              |    | UPC-A is a 12-digit numeric symbology consisting of 11 data digits and 1 check digit. The first digit is a number system that usually represents the type of product being identified.   |
| UPC-A with 2-digit supplemental | Y                       | Y    | Y    | Y    | Y                     | Y                 | Y <sup>1</sup> |    | The next five digits are a manufacturer code, followed by a five-digit product identifier. The last digit is the checksum.   |
| UPC-A with 5-digit supplemental | Y                       | Y    | Y    | Y    | Y                     | Y                 | Y <sup>1</sup> |   | UPC-A allows for a supplemental two- or five-digit number to be appended to the main bar code symbol.  |
| UPC-E                           | Y                       | Y    | Y    | Y    | Y                     | Y                 | Y              |  | UPC-E is a 6-digit UPC symbology that compresses a normal 12-digit UPC-A code into a 6-digit code. It suppresses the first (number system) digit, trailing zeros in the manufacturer code, and leading zeros in the product identification part of the bar code. |
| UPC-E with 2-digit supplemental | Y                       | Y    | Y    | Y    | Y                     | Y                 | Y <sup>1</sup> |  | A seventh check digit is encoded into a parity pattern for the six main digits.  |
| UPC-E with 5-digit supplemental | Y                       | Y    | Y    | Y    | Y                     | Y                 | Y <sup>1</sup> |  | UPC-E can be used only if the number system digit is 0 and the original 10 data characters have at least 4 zeros.<br>UPC-E allows for a supplemental two- or five-digit number to be appended to the main bar code symbol.                                       |




## Postal bar code symbologies

| Bar code  | Forms and Bar Code Card |      |      |      | Forms Composer v3.3.9 | Document Producer | Opra Forms     | Sample image   | Description   |
|---|-------------------------|------|------|------|-----------------------|-------------------|----------------|--|---|
|   | v3.3                    | v3.2 | v3.1 | v3.0 |                       |                   |                |  |   |
| <p><sup>1</sup> One-dimensional bar code symbologies supported by Bar Code Card version 2.4 or later can be printed with Opra Forms when:</p> <ul style="list-style-type: none"> <li>• The bar code option is installed on the printer.</li> <li>• The accompanying bar code dictionaries are installed on Opra Forms.</li> </ul> <p><sup>2</sup> These bar codes are not available in PCL 5 emulation or PostScript emulation.</p> |                         |      |      |      |                       |                   |                |  |   |
| Australia Post 4-State  | Y                       | Y    | Y    | Y    | Y                     | Y                 | Y <sup>1</sup> |   | <p>A 4-State bar code is similar in appearance to RM4SCC, but with different methods of encoding characters and checksum algorithm. It also has a different set of start and stop bars.</p> <p>Symbols can encode one of three different amounts of data, allowing varying quantities of customer-specific data to be added to the basic postal delivery information.</p> |
| RM4SCC  | Y                       | Y    | Y    | Y    | Y                     | Y                 | Y <sup>1</sup> |  | <p>RM4SCC is used in the United Kingdom. It can encode up to 128 different characters, but only A to Z and 0–9 have been assigned unique bar patterns.</p>  |
| Danish PTT 3 of 9   | Y                       | Y    | Y    | Y    | Y                     | Y                 | Y <sup>1</sup> |  | <p>This symbology is a modified 3 of 9 bar code.</p>  |
| Dutch Post 4-State  | Y                       | Y    | Y    | Y    | Y                     | Y                 | Y <sup>1</sup> |  | <p>This symbology consists of a six-character postcode (four digits followed by two letters). Any of the following may follow: a 1–5-digit house, postbox, or freepost number; a separator character (x); and a 1–6-character house number extension (digits or letters).</p>   |

| Bar code                       | Forms and Bar Code Card |      |      |                | Forms Composer v3.3.9 | Document Producer | Opt Forms      | Sample image   | Description  |
|--------------------------------|-------------------------|------|------|----------------|-----------------------|-------------------|----------------|--|--|
|                                | v3.3                    | v3.2 | v3.1 | v3.0           |                       |                   |                |  |  |
| French Postal 3 of 9 A/R       | Y                       | Y    | Y    | Y              | Y                     | Y                 | Y <sup>1</sup> |  RA 1234 5678 5FR  | This symbology is a modified 3 of 9 bar code.  |
| German Postal 2 of 5 Identcode | Y                       | Y    | Y    | Y              | Y                     | Y                 | Y <sup>1</sup> |  12.345 678.901 6  | This symbology is a modified 2 of 5 bar code for parcels to encode the following: <ul style="list-style-type: none"> <li>• The originating post office.</li> <li>• A customer identifier.</li> <li>• A parcel number.</li> <li>• A check digit.</li> </ul> |
| German Postal 2 of 5 Leitcode  | Y                       | Y    | Y    | Y              | Y                     | Y                 | Y <sup>1</sup> |  12345.678.901.23 6   | This symbology is a modified 2 of 5 bar code for parcels to encode the following: <ul style="list-style-type: none"> <li>• The receiving post office.</li> <li>• The destination address.</li> <li>• A check digit.</li> </ul>                             |
| Intelligent Mail               | N                       | N    | Y    | N              | N                     | Y                 | N              |  Wikimedia Foundation Inc.<br>PO BOX 78350<br>SAN FRANCISCO CA 94107-835 | The USPS uses this symbology to sort and track letters and flats. Intelligent Mail combines the capability of POSTNET and PLANET bar codes into a single bar code.   |
| Japan Post 4-State             | Y                       | Y    | Y    | Y              | Y                     | Y                 | Y <sup>1</sup> |    | This symbology is similar to RM4SCC except for the rules about specific postcode data that can be encoded. It consists of a seven-digit postal code number. A block and house number may follow. The encoded data can include hyphens.                     |
| PLANET                         | Y <sup>2</sup>          | Y    | Y    | Y <sup>2</sup> | Y                     | Y                 | N              |    | This symbology is the inverse of POSTNET.<br>Each PLANET digit has three tall and two short bars. All PLANET bar codes include a five-bar checksum digit or correction character.  |

| Bar code                                  | Forms and Bar Code Card |      |      |      | Forms Composer v3.3.9 | Document Producer | Opt Forms      | Sample image   | Description  |
|---|-------------------------|------|------|------|-----------------------|-------------------|----------------|--|--|
|   | v3.3                    | v3.2 | v3.1 | v3.0 |                       |                   |                |  |  |
| Singapore 4-State                         | Y                       | Y    | Y    | Y    | Y                     | Y                 | Y <sup>1</sup> |    | This symbology is identical to RM4SCC except for the rules about specific postcode data that can be encoded.   |
| Swiss Post 3 of 9                         | Y                       | Y    | Y    | Y    | Y                     | Y                 | Y <sup>1</sup> |    | This symbology is a special version of Code 128 C. Data consists of an 18-digit identification code composing of the following: <ul style="list-style-type: none"> <li>• A 2-digit post code.</li> <li>• A 2-digit billing district.</li> <li>• A 6-digit customer account number.</li> <li>• An 8-digit item number.</li> </ul> |
| USPS FIM                                  | Y                       | Y    | Y    | Y    | Y                     | Y                 | Y              |  | FIM is used by the USPS canceling machines to sort mail according to its postage requirements and whether it is bar-coded.   |
| USPS POSTNET 5-digit ZIP code             | Y                       | Y    | Y    | Y    | Y                     | Y                 | Y <sup>1</sup> |  | POSTNET encodes numbers to represent the following: <ul style="list-style-type: none"> <li>• A 5-digit ZIP code (32 bars)</li> <li>• A 9-digit ZIP with 4 code (52 bars)</li> <li>• An 11-digit Delivery Point code (62 bars)</li> </ul>   |
| USPS POSTNET 9-digit ZIP with 4 code      | Y                       | Y    | Y    | Y    | Y                     | Y                 | Y              |  |  |
| USPS POSTNET 11-digit Delivery Point code | Y                       | Y    | N    | Y    | Y                     | Y                 | Y              |  |  |



| Bar code                        | Forms and Bar Code Card |      |      |      | Forms Composer v3.3.9 | Document Producer | Opt Forms      | Sample image  | Description   |
|---------------------------------|-------------------------|------|------|------|-----------------------|-------------------|----------------|---|---|
|                                 | v3.3                    | v3.2 | v3.1 | v3.0 |                       |                   |                |   |   |
| USPS sack label 8-digit 2 of 5  | Y                       | Y    | Y    | Y    | Y                     | Y                 | Y <sup>1</sup> |  <p>12345678</p>    | <p>This symbology is a modified Interleaved 2 of 5 code.</p> <p>The bar code encodes the following:</p> <ul style="list-style-type: none"> <li>• A 5-digit ZIP code destination of the sack.</li> <li>• A 3-digit content identifier number (CIN) applicable to its content.</li> </ul>   |
| USPS tray label 10-digit 2 of 5 | Y                       | Y    | Y    | Y    | Y                     | Y                 | Y <sup>1</sup> |  <p>1234567890</p> | <p>This symbology is a modified Interleaved 2 of 5 code.</p> <p>The bar code encodes the following:</p> <ul style="list-style-type: none"> <li>• A 5-digit ZIP code destination of the tray.</li> <li>• A 3-digit CIN.</li> <li>• An applicable 2-digit USPS processing code.</li> </ul>  |
| USPS Zebra code                 | Y                       | Y    | Y    | Y    | Y                     | Y                 | Y <sup>1</sup> |                   | <p>The Zebra code is used by the USPS on tray labels to serve as a visual indication that the tray contains bar-coded automation-rate mail. Bar code readers do not read it. It consists of a series of diagonal or vertical marks. Each line must be 0.250 in. to 0.375 in. (6.35 mm to 9.52 mm) high, 0.125 in to 0.250 in. (3.18 mm to 6.35 mm) wide. Separate these lines with blank spaces equal in size to the line widths.</p> |

## Appendix C - Forms Card fonts

### Single-byte Forms Card fonts

| Font name                 | Resident font in Forms Card |
|---------------------------|-----------------------------|
| AdobeSansMM               | adobesansmm                 |
| AdobeSerifMM              | adobeserifmm                |
| Albertus Extra Bold (W1)  | albertusmt                  |
| Albertus Medium (W1)      | albertus-medium             |
| Albertus MT               | albertusmt                  |
| Albertus MT Lt            | albertusmt-light            |
| Albertus-ExtraBold        | albertus-extrabold          |
| Albertus-Medium           | albertus-medium             |
| AlbertusMT                | albertusmt                  |
| AlbertusMT-ExtraBold      | albertusmt-extrabold        |
| AlbertusMT-Italic         | albertusmt-italic           |
| AlbertusMT-Light          | albertusmt-light            |
| AlbertusMT-Medium         | albertusmt-medium           |
| Antique Olive (W1)        | antiqueolive-roman          |
| Antique Olive (W1) Bold   | antiqueolive-bold           |
| Antique Olive (W1) Italic | antiqueolive-italic         |
| Antique Olive Compact     | antiqueolive-compact        |
| Antique Olive Roman       | antiqueolive-roman          |
| AntiqueOlive              | antiqueolive                |
| AntiqueOlive-Bold         | antiqueolive-bold           |
| AntiqueOliveCE-Bold       | antiqueolivece-bold         |
| AntiqueOliveCE-Compact    | antiqueolivece-compact      |
| AntiqueOliveCE-Italic     | antiqueolivece-italic       |
| AntiqueOliveCE-Roman      | antiqueolivece-roman        |
| AntiqueOlive-Compact      | antiqueolive-compact        |
| AntiqueOlive-Italic       | antiqueolive-italic         |
| AntiqueOlive-Roman        | antiqueolive-roman          |
| Apple Chancery            | apple-chancery              |
| Apple-Chancery            | apple-chancery              |
| Apple-ChanceryCE          | apple-chanceryce            |

| Font name                | Resident font in Forms Card |
|--------------------------|-----------------------------|
| Architext CMC7           | archc____                   |
| Arial                    | arial                       |
| Arial Black              | arial-boldmt                |
| Arial Bold               | arial-boldmt                |
| Arial Bold Italic        | arial-bolditalicmt          |
| Arial Italic             | arial-italicmt              |
| Arial-Bold               | arial-bold                  |
| Arial-BoldItalic         | arial-bolditalic            |
| Arial-BoldItalicMT       | arial-bolditalicmt          |
| Arial-BoldMT             | arial-boldmt                |
| ArialCE                  | arialce                     |
| ArialCE-Bold             | arialce-bold                |
| ArialCE-BoldItalic       | arialce-bolditalic          |
| ArialCE-Italic           | arialce-italic              |
| Arial-Italic             | arial-italic                |
| Arial-ItalicMT           | arial-italicmt              |
| ArialMT                  | arialmt                     |
| AvantGarde               | avantgarde-book             |
| AvantGarde Book          | avantgarde-book             |
| AvantGarde Book Oblique  | avantgarde-bookoblique      |
| AvantGarde Demi          | avantgarde-demi             |
| AvantGarde Demi Oblique  | avantgarde-demioblique      |
| AvantGarde-Book          | avantgarde-book             |
| AvantGarde-BookOblique   | avantgarde-bookoblique      |
| AvantGardeCE-Book        | avantgardece-book           |
| AvantGardeCE-BookOblique | avantgardece-bookoblique    |
| AvantGardeCE-Demi        | avantgardece-demi           |
| AvantGardeCE-DemiOblique | avantgardece-demioblique    |
| AvantGarde-Demi          | avantgarde-demi             |
| AvantGarde-DemiOblique   | avantgarde-demioblique      |
| Bodoni                   | bodoni                      |
| Bodoni Poster            | bodoni-poster               |
| Bodoni PosterCompressed  | bodoni-postercompressed     |
| Bodoni-Bold              | bodoni-bold                 |

| Font name                 | Resident font in Forms Card |
|---------------------------|-----------------------------|
| Bodoni-BoldItalic         | bodoni-bolditalic           |
| BodoniCE                  | bodonice                    |
| BodoniCE-Bold             | bodonice-bold               |
| BodoniCE-BoldItalic       | bodonice-bolditalic         |
| BodoniCE-Italic           | bodonice-italic             |
| BodoniCE-Poster           | bodonice-poster             |
| BodoniCE-PosterCompressed | bodonice-postercompressed   |
| Bodoni-Italic             | bodoni-italic               |
| Bodoni-Poster             | bodoni-poster               |
| Bodoni-PosterCompressed   | bodoni-postercompressed     |
| Bookman                   | bookman-light               |
| Bookman Demi              | bookman-demi                |
| Bookman Demi Italic       | bookman-demiitalic          |
| Bookman Italic            | bookman-lightitalic         |
| BookmanCE-Demi            | bookmance-demi              |
| BookmanCE-DemiItalic      | bookmance-demiitalic        |
| BookmanCE-Light           | bookmance-light             |
| BookmanCE-LightItalic     | bookmance-lightitalic       |
| Bookman-Demi              | bookman-demi                |
| Bookman-DemiItalic        | bookman-demiitalic          |
| Bookman-Light             | bookman-light               |
| Bookman-LightItalic       | bookman-lightitalic         |
| Candid                    | candid                      |
| Carta                     | carta                       |
| CenturySchlbk Bold        | newcenturyschlbk-bold       |
| CenturySchlbk Bold Italic | newcenturyschlbk-bolditalic |
| CenturySchlbk Italic      | newcenturyschlbk-italic     |
| CenturySchlbk Roman       | newcenturyschlbk-roman      |
| CenturySchlbk-Bold        | centuryschlbk-bold          |
| CenturySchlbk-BoldItalic  | centuryschlbk-bolditalic    |
| CenturySchlbk-Italic      | centuryschlbk-italic        |
| CenturySchlbk-Roman       | centuryschlbk-roman         |
| CG Omega (W1)             | cgomega                     |
| CG Times (W1)             | intl-cg-times               |

| Font name                 | Resident font in Forms Card |
|---------------------------|-----------------------------|
| CG Times (W1) Bold        | intl-cg-times-bold          |
| CG Times (W1) Bold Italic | intl-cg-times-bolditalic    |
| CG Times (W1) Italic      | intl-cg-times-italic        |
| CG Times (WE)             | intl-cg-times               |
| CG Times (WE) Bold        | intl-cg-times-bold          |
| CG Times (WE) Bold Italic | intl-cg-times-bolditalic    |
| CG Times (WE) Italic      | intl-cg-times-italic        |
| CG Times (WG)             | intl-cg-times               |
| CG Times (WG) Bold        | intl-cg-times-bold          |
| CG Times (WG) Bold Italic | intl-cg-times-bolditalic    |
| CG Times (WG) Italic      | intl-cg-times-italic        |
| CG Times (WL)             | intl-cg-times               |
| CG Times (WL) Bold        | intl-cg-times-bold          |
| CG Times (WL) Bold Italic | intl-cg-times-bolditalic    |
| CG Times (WL) Italic      | intl-cg-times-italic        |
| CG Times (WR)             | intl-cg-times               |
| CG Times (WR) Bold        | intl-cg-times-bold          |
| CG Times (WR) Bold Italic | intl-cg-times-bolditalic    |
| CG Times (WR) Italic      | intl-cg-times-italic        |
| CG Times (WT)             | intl-cg-times               |
| CG Times (WT) Bold        | intl-cg-times-bold          |
| CG Times (WT) Bold Italic | intl-cg-times-bolditalic    |
| CG Times (WT) Italic      | intl-cg-times-italic        |
| CGOmega                   | cgomega                     |
| CG-Omega                  | cg-omega                    |
| CGOmega-Bold              | cgomega-bold                |
| CG-Omega-Bold             | cg-omega-bold               |
| CGOmega-BoldItalic        | cgomega-bolditalic          |
| CG-Omega-BoldItalic       | cg-omega-bolditalic         |
| CGOmega-Italic            | cgomega-italic              |
| CG-Omega-Italic           | cg-omega-italic             |
| CGTimes                   | cgtimes                     |
| CG-Times                  | cg-times                    |
| CGTimes-Bold              | cgtimes-bold                |

| Font name                 | Resident font in Forms Card |
|---------------------------|-----------------------------|
| CG-Times-Bold             | cg-times-bold               |
| CGTimes-BoldItalic        | cgtimes-bolditalic          |
| CG-Times-BoldItalic       | cg-times-bolditalic         |
| CGTimes-Italic            | cgtimes-italic              |
| CG-Times-Italic           | cg-times-italic             |
| Chicago                   | chicago                     |
| ChicagoCE                 | chicagoce                   |
| Clarendon                 | clarendon                   |
| Clarendon Condensed (W1)  | clarendon-condensed-bold    |
| Clarendon Light           | clarendon-light             |
| Clarendon-Bold            | clarendon-bold              |
| ClarendonCE               | clarendonce                 |
| ClarendonCE-Bold          | clarendonce-bold            |
| ClarendonCE-Light         | clarendonce-light           |
| Clarendon-Condensed-Bold  | clarendon-condensed-bold    |
| Clarendon-Light           | clarendon-light             |
| CooperBlack               | cooperblack                 |
| CooperBlack-Italic        | cooperblack-italic          |
| Copper Black              | cooperblack                 |
| Copperplate32bc           | copperplate-thirtytwobc     |
| Copperplate33bc           | copperplate-thirtythreebc   |
| Copperplate-ThirtyThreeBC | copperplate-thirtythreebc   |
| Copperplate-ThirtyTwoBC   | copperplate-thirtytwobc     |
| Coronet                   | coronet                     |
| Coronet (W1)              | coronet                     |
| Coronet (W1) Italic       | coronet-regular             |
| CoronetCE-Regular         | coronetce-regular           |
| Coronet-Regular           | coronet-regular             |
| Courier                   | courier                     |
| Courier New               | courier                     |
| Courier New Bold          | courier-bold                |
| Courier New Bold Italic   | courier-boldoblique         |
| Courier New Italic        | courier-oblique             |
| Courier-Bold              | courier-bold                |

| Font name                     | Resident font in Forms Card |
|-------------------------------|-----------------------------|
| Courier-BoldItalicTT          | courier-bolditalictt        |
| Courier-BoldOblique           | courier-boldoblique         |
| Courier-BoldTT                | courier-boldtt              |
| CourierCE                     | courierce                   |
| CourierCE-Bold                | courierce-bold              |
| CourierCE-BoldOblique         | courierce-boldoblique       |
| CourierCE-Oblique             | courierce-oblique           |
| CourierHP                     | courierhp                   |
| CourierHP-Bold                | courierhp-bold              |
| CourierHP-BoldItalic          | courierhp-bolditalic        |
| CourierHP-Italic              | courierhp-italic            |
| Courier-ItalicTT              | courier-italictt            |
| Courier-Oblique               | courier-oblique             |
| CourierTT                     | couriertt                   |
| ElectricalIcons               | elec_i_2p                   |
| Eurostile                     | eurostile                   |
| Eurostile Bold                | eurostile-bold              |
| Eurostile ExtendedTwo         | eurostile-extendedtwo       |
| Eurostile-Bold                | eurostile-bold              |
| Eurostile-BoldExtendedTwo     | eurostile-boldextendedtwo   |
| EurostileCE                   | eurostilece                 |
| EurostileCE-Bold              | eurostilece-bold            |
| EurostileCE-BoldExtendedTwo   | eurostilece-boldextendedtwo |
| EurostileCE-ExtendedTwo       | eurostilece-extendedtwo     |
| Eurostile-ExtendedTwo         | eurostile-extendedtwo       |
| Garamond (W1) Antiqua         | garamond-antiqua            |
| Garamond (W1) Halbfett        | garamond-halbfett           |
| Garamond (W1) Kursiv x        | garamond-halbfett           |
| Garamond (W1) Kursiv Halbfett | garamond-kursivhalbfett     |
| Garamond-Antiqua              | garamond-antiqua            |
| Garamond-Halbfett             | garamond-halbfett           |
| Garamond-Kursiv               | garamond-kursiv             |
| Garamond-KursivHalbfett       | garamond-kursivhalbfett     |
| Geneva                        | geneva                      |

| Font name                | Resident font in Forms Card |
|--------------------------|-----------------------------|
| GenevaCE                 | genevace                    |
| GillSans                 | gillsans                    |
| GillSans Condensed       | gillsans-condensed          |
| GillSans ExtraBold       | gillsans-extrabold          |
| GillSans Light           | gillsans-light              |
| GillSans-Bold            | gillsans-bold               |
| GillSans-BoldCondensed   | gillsans-boldcondensed      |
| GillSans-BoldItalic      | gillsans-bolditalic         |
| GillSansCE-Bold          | gillsansce-bold             |
| GillSansCE-BoldCondensed | gillsansce-boldcondensed    |
| GillSansCE-BoldItalic    | gillsansce-bolditalic       |
| GillSansCE-Condensed     | gillsansce-condensed        |
| GillSansCE-ExtraBold     | gillsansce-extrabold        |
| GillSansCE-Italic        | gillsansce-italic           |
| GillSansCE-Light         | gillsansce-light            |
| GillSansCE-LightItalic   | gillsansce-lightitalic      |
| GillSansCE-Roman         | gillsansce-roman            |
| GillSans-Condensed       | gillsans-condensed          |
| GillSans-ExtraBold       | gillsans-extrabold          |
| GillSans-Italic          | gillsans-italic             |
| GillSans-Light           | gillsans-light              |
| GillSans-LightItalic     | gillsans-lightitalic        |
| GoldSansMM               | goldsansmm                  |
| GoldSerifMM              | goldserifmm                 |
| Goudy                    | goudy                       |
| Goudy ExtraBold          | goudy-extrabold             |
| Goudy-Bold               | goudy-bold                  |
| Goudy-BoldItalic         | goudy-bolditalic            |
| Goudy-ExtraBold          | goudy-extrabold             |
| Goudy-Italic             | goudy-italic                |
| Helvetica                | helvetica                   |
| Helvetica Bold           | helvetica-bold              |
| Helvetica Bold Italic    | helvetica-boldoblique       |
| Helvetica Condensed      | helvetica-condensed         |



| Font name                     | Resident font in Forms Card   |
|-------------------------------|-------------------------------|
| Helvetica Italic              | helvetica-oblique             |
| Helvetica-Black               | helvetica-black               |
| Helvetica-Black Bold          | helvetica-black               |
| Helvetica-Black Bold Italic   | helvetica-blackoblique        |
| Helvetica-BlackOblique        | helvetica-blackoblique        |
| Helvetica-Bold                | helvetica-bold                |
| Helvetica-BoldItalic          | helvetica-bolditalic          |
| Helvetica-BoldOblique         | helvetica-boldoblique         |
| HelveticaCE                   | helveticace                   |
| HelveticaCE-Black             | helveticace-black             |
| HelveticaCE-BlackOblique      | helveticace-blackoblique      |
| HelveticaCE-Bold              | helveticace-bold              |
| HelveticaCE-BoldOblique       | helveticace-boldoblique       |
| HelveticaCE-Cond              | helveticace-cond              |
| HelveticaCE-CondBold          | helveticace-condbold          |
| HelveticaCE-CondBoldObl       | helveticace-condboldobl       |
| HelveticaCE-CondObl           | helveticace-condobl           |
| HelveticaCE-Light             | helveticace-light             |
| HelveticaCE-LightOblique      | helveticace-lightoblique      |
| HelveticaCE-Narrow            | helveticace-narrow            |
| HelveticaCE-NarrowBold        | helveticace-narrowbold        |
| HelveticaCE-NarrowBoldOblique | helveticace-narrowboldoblique |
| HelveticaCE-NarrowOblique     | helveticace-narrowoblique     |
| HelveticaCE-Oblique           | helveticace-oblique           |
| Helvetica-Condensed           | helvetica-condensed           |
| Helvetica-Condensed-Bold      | helvetica-condensed-bold      |
| Helvetica-Condensed-BoldObl   | helvetica-condensed-boldobl   |
| Helvetica-Condensed-Oblique   | helvetica-condensed-oblique   |
| Helvetica-Italic              | helvetica-italic              |
| Helvetica-Light               | helvetica-light               |
| Helvetica-Light Italic        | helvetica-lightoblique        |
| Helvetica-LightOblique        | helvetica-lightoblique        |
| Helvetica-Narrow              | helvetica-narrow              |
| Helvetica-Narrow Bold         | helvetica-narrow-bold         |

| Font name                           | Resident font in Forms Card         |
|-------------------------------------|-------------------------------------|
| Helvetica-Narrow Bold Italic        | helvetica-narrow-boldoblique        |
| Helvetica-Narrow Italic             | helvetica-narrow-oblique            |
| Helvetica-Narrow-Bold               | helvetica-narrow-bold               |
| Helvetica-Narrow-BoldItalic         | helvetica-narrow-bolditalic         |
| Helvetica-Narrow-BoldOblique        | helvetica-narrow-boldoblique        |
| Helvetica-Narrow-Italic             | helvetica-narrow-italic             |
| Helvetica-Narrow-Oblique            | helvetica-narrow-oblique            |
| Helvetica-Oblique                   | helvetica-oblique                   |
| Hoefler Text Black                  | hoeflertext-black                   |
| Hoefler Text Ornaments              | hoeflertext-ornaments               |
| Hoefler Text Regular                | hoeflertext-regular                 |
| HoeflerText-Black                   | hoeflertext-black                   |
| HoeflerText-BlackItalic             | hoeflertext-blackitalic             |
| HoeflerTextCE-Black                 | hoeflertextce-black                 |
| HoeflerTextCE-BlackItalic           | hoeflertextce-blackitalic           |
| HoeflerTextCE-Italic                | hoeflertextce-italic                |
| HoeflerTextCE-Regular               | hoeflertextce-regular               |
| HoeflerText-Italic                  | hoeflertext-italic                  |
| HoeflerText-Ornaments               | hoeflertext-ornaments               |
| HoeflerText-Regular                 | hoeflertext-regular                 |
| Intl-CG-Times                       | intl-cg-times                       |
| Intl-CG-Times-Bold                  | intl-cg-times-bold                  |
| Intl-CG-Times-BoldItalic            | intl-cg-times-bolditalic            |
| Intl-CG-Times-Italic                | intl-cg-times-italic                |
| Intl-Courier                        | intl-courier                        |
| Intl-Courier-Bold                   | intl-courier-bold                   |
| Intl-Courier-BoldOblique            | intl-courier-boldoblique            |
| Intl-Courier-Oblique                | intl-courier-oblique                |
| Intl-Univers-Bold                   | intl-univers-bold                   |
| Intl-Univers-BoldItalic             | intl-univers-bolditalic             |
| Intl-Univers-Condensed-Bold         | intl-univers-condensed-bold         |
| Intl-Univers-Condensed-BoldItalic   | intl-univers-condensed-bolditalic   |
| Intl-Univers-Condensed-Medium       | intl-univers-condensed-medium       |
| Intl-Univers-Condensed-MediumItalic | intl-univers-condensed-mediumitalic |

| Font name                  | Resident font in Forms Card |
|----------------------------|-----------------------------|
| Intl-Univers-Medium        | intl-univers-medium         |
| Intl-Univers-MediumItalic  | intl-univers-mediumitalic   |
| JoannaMT                   | joannamt                    |
| JoannaMT-Bold              | joannamt-bold               |
| JoannaMT-BoldItalic        | joannamt-bolditalic         |
| JoannaMTCE                 | joannamtce                  |
| JoannaMTCE-Bold            | joannamtce-bold             |
| JoannaMTCE-BoldItalic      | joannamtce-bolditalic       |
| JoannaMTCE-Italic          | joannamtce-italic           |
| JoannaMT-Italic            | joannamt-italic             |
| Letter Gothic              | lettergothic                |
| Letter Gothic (W1)         | lettergothic                |
| Letter Gothic (W1) Bold    | lettergothic-bold           |
| Letter Gothic (W1) Italic  | lettergothic-slanted        |
| LetterGothic               | lettergothic                |
| LetterGothic-Bold          | lettergothic-bold           |
| LetterGothic-BoldSlanted   | lettergothic-boldslated     |
| LetterGothicCE             | lettergothicce              |
| LetterGothicCE-Bold        | lettergothicce-bold         |
| LetterGothicCE-BoldSlanted | lettergothicce-boldslated   |
| LetterGothicCE-Slanted     | lettergothicce-slanted      |
| LetterGothic-Italic        | lettergothic-italic         |
| LetterGothic-Slanted       | lettergothic-slanted        |
| Lubalin Graph              | lubalingraph-book           |
| LubalinGraph-Book          | lubalingraph-book           |
| LubalinGraph-BookOblique   | lubalingraph-bookoblique    |
| LubalinGraphCE-Book        | lubalingraphce-book         |
| LubalinGraphCE-BookOblique | lubalingraphce-bookoblique  |
| LubalinGraphCE-Demi        | lubalingraphce-demi         |
| LubalinGraphCE-DemiOblique | lubalingraphce-demioblique  |
| LubalinGraph-Demi          | lubalingraph-demi           |
| LubalinGraph-DemiOblique   | lubalingraph-demioblique    |
| Manuflcons                 | manui_1s                    |
| Marigold                   | marigold                    |

| Font name                     | Resident font in Forms Card   |
|-------------------------------|-------------------------------|
| Marigold (W1)                 | marigold                      |
| MICR                          | micr_____                     |
| Mona Lisa Recut               | monalisa-recut                |
| Monaco                        | monaco                        |
| MonacoCE                      | monacoce                      |
| MonaLisa-Recut                | monalisa-recut                |
| New York                      | newyork                       |
| NewCenturySchlbk-Bold         | newcenturyschlbk-bold         |
| NewCenturySchlbk-BoldItalic   | newcenturyschlbk-bolditalic   |
| NewCenturySchlbkCE-Bold       | newcenturyschlbkce-bold       |
| NewCenturySchlbkCE-BoldItalic | newcenturyschlbkce-bolditalic |
| NewCenturySchlbkCE-Italic     | newcenturyschlbkce-italic     |
| NewCenturySchlbkCE-Roman      | newcenturyschlbkce-roman      |
| NewCenturySchlbk-Italic       | newcenturyschlbk-italic       |
| NewCenturySchlbk-Roman        | newcenturyschlbk-roman        |
| NewYork                       | newyork                       |
| NewYorkCE                     | newyorkce                     |
| OCRA                          | ocra_____                     |
| OCRB                          | ocrb_____                     |
| OCRB in Bubbles               | OCRBBubb                      |
| Optima                        | optima                        |
| Optima-Bold                   | optima-bold                   |
| Optima-BoldItalic             | optima-bolditalic             |
| OptimaCE-Bold                 | optimace-bold                 |
| OptimaCE-BoldItalic           | optimace-bolditalic           |
| OptimaCE-Italic               | optimace-italic               |
| OptimaCE-Roman                | optimace-roman                |
| Optima-Italic                 | optima-italic                 |
| Oxford                        | oxford                        |
| Palatino Bold                 | palatino-bold                 |
| Palatino Bold Italic          | palatino-bolditalic           |
| Palatino Italic               | palatino-italic               |
| Palatino Roman                | palatino-roman                |
| Palatino-Bold                 | palatino-bold                 |

| Font name                    | Resident font in Forms Card  |
|------------------------------|------------------------------|
| Palatino-BoldItalic          | palatino-bolditalic          |
| PalatinoCE-Bold              | palatinoce-bold              |
| PalatinoCE-BoldItalic        | palatinoce-bolditalic        |
| PalatinoCE-Italic            | palatinoce-italic            |
| PalatinoCE-Roman             | palatinoce-roman             |
| Palatino-Italic              | palatino-italic              |
| Palatino-Roman               | palatino-roman               |
| RomanPillar                  | rmnpil__                     |
| RomanPillar Bold             | rmnpilb_                     |
| RomanPillar BoldItalic       | rmnpilbi                     |
| RomanPillar Italic           | rmnpil_i                     |
| RomanPillar5                 | romap____                    |
| StempelGaramond Roman        | stempelgaramond-roman        |
| StempelGaramond-Bold         | stempelgaramond-bold         |
| StempelGaramond-BoldItalic   | stempelgaramond-bolditalic   |
| StempelGaramondCE-Bold       | stempelgaramondce-bold       |
| StempelGaramondCE-BoldItalic | stempelgaramondce-bolditalic |
| StempelGaramondCE-Italic     | stempelgaramondce-italic     |
| StempelGaramondCE-Roman      | stempelgaramondce-roman      |
| StempelGaramond-Italic       | stempelgaramond-italic       |
| StempelGaramond-Roman        | stempelgaramond-roman        |
| Symbol                       | symbol                       |
| SymbolExtension              | symbolextension              |
| SymbolMT                     | symbolmt                     |
| SymbolSet                    | symbolset                    |
| SymbolTT                     | symboltt                     |
| Taffy                        | taffy                        |
| Tekton                       | tekton                       |
| Times New Roman              | timesnewromanpsmt            |
| Times New Roman Bold         | timesnewromanps-boldmt       |
| Times New Roman Bold Italic  | timesnewromanps-bolditalicmt |
| Times New Roman Italic       | timesnewromanps-italicmt     |
| Times-Bold                   | times-bold                   |
| Times-BoldItalic             | times-bolditalic             |

| Font name                    | Resident font in Forms Card  |
|------------------------------|------------------------------|
| TimesCE-Bold                 | timesce-bold                 |
| TimesCE-BoldItalic           | timesce-bolditalic           |
| TimesCE-Italic               | timesce-italic               |
| TimesCE-Roman                | timesce-roman                |
| Times-Italic                 | times-italic                 |
| TimesNewRoman                | timesnewroman                |
| TimesNewRoman-Bold           | timesnewroman-bold           |
| TimesNewRoman-BoldItalic     | timesnewroman-bolditalic     |
| TimesNewRoman-BoldItalicTT   | timesnewroman-bolditalicTT   |
| TimesNewRoman-BoldTT         | timesnewroman-boldTT         |
| TimesNewRomanCE              | timesnewromance              |
| TimesNewRomanCE-Bold         | timesnewromance-bold         |
| TimesNewRomanCE-BoldItalic   | timesnewromance-bolditalic   |
| TimesNewRomanCE-Italic       | timesnewromance-italic       |
| TimesNewRoman-Italic         | timesnewroman-italic         |
| TimesNewRoman-ItalicTT       | timesnewroman-italicTT       |
| TimesNewRomanPS-BoldItalicMT | timesnewromanps-bolditalicmt |
| TimesNewRomanPS-BoldMT       | timesnewromanps-boldmt       |
| TimesNewRomanPS-ItalicMT     | timesnewromanps-italicmt     |
| TimesNewRomanPSMT            | timesnewromanpsmt            |
| TimesNewRomanTT              | timesnewromantt              |
| Times-Roman                  | times-roman                  |
| Univers                      | univers                      |
| Univers (W1)                 | intl-univers-medium          |
| Univers (W1) Bold            | intl-univers-bold            |
| Univers (W1) Bold Italic     | intl-univers-bolditalic      |
| Univers (W1) Medium Italic   | intl-univers-mediumitalic    |
| Univers (WE)                 | intl-univers-medium          |
| Univers (WE) Bold            | intl-univers-bold            |
| Univers (WE) Bold Italic     | intl-univers-bolditalic      |
| Univers (WE) Medium Italic   | intl-univers-mediumitalic    |
| Univers (WG)                 | intl-univers-medium          |
| Univers (WG) Bold            | intl-univers-bold            |
| Univers (WG) Bold Italic     | intl-univers-bolditalic      |

| Font name                            | Resident font in Forms Card    |
|--------------------------------------|--------------------------------|
| Univers (WG) Medium Italic           | intl-univers-mediumitalic      |
| Univers (WL)                         | intl-univers-medium            |
| Univers (WL) Bold                    | intl-univers-bold              |
| Univers (WL) Bold Italic             | intl-univers-bolditalic        |
| Univers (WL) Medium Italic           | intl-univers-mediumitalic      |
| Univers (WR)                         | intl-univers-medium            |
| Univers (WR) Bold                    | intl-univers-bold              |
| Univers (WR) Bold Italic             | intl-univers-bolditalic        |
| Univers (WR) Medium Italic           | intl-univers-mediumitalic      |
| Univers (WT)                         | intl-univers-medium            |
| Univers (WT) Bold                    | intl-univers-bold              |
| Univers (WT) Bold Italic             | intl-univers-bolditalic        |
| Univers (WT) Medium Italic           | intl-univers-mediumitalic      |
| Univers Condensed (W1) Bold          | univers-condensedbold          |
| Univers Condensed (W1) Bold Italic   | univers-condensedboldoblique   |
| Univers Condensed (W1) Medium        | univers-condensed              |
| Univers Condensed (W1) Medium Italic | univers-condensedoblique       |
| Univers Extended                     | univers-extended               |
| Univers-Bold                         | univers-bold                   |
| Univers-BoldExt                      | univers-boldext                |
| Univers-BoldExtObl                   | univers-boldextobl             |
| Univers-BoldItalic                   | univers-bolditalic             |
| Univers-BoldOblique                  | univers-boldoblique            |
| UniversCE-Bold                       | universce-bold                 |
| UniversCE-BoldExt                    | universce-boldext              |
| UniversCE-BoldExtObl                 | universce-boldextobl           |
| UniversCE-BoldOblique                | universce-boldoblique          |
| UniversCE-Condensed                  | universce-condensed            |
| UniversCE-CondensedBold              | universce-condensedbold        |
| UniversCE-CondensedBoldOblique       | universce-condensedboldoblique |
| UniversCE-CondensedOblique           | universce-condensedoblique     |
| UniversCE-Extended                   | universce-extended             |
| UniversCE-ExtendedObl                | universce-extendedobl          |
| UniversCE-Light                      | universce-light                |

| Font name                      | Resident font in Forms Card    |
|--------------------------------|--------------------------------|
| UniversCE-LightOblique         | universce-lightoblique         |
| UniversCE-Medium               | universce-medium               |
| UniversCE-Oblique              | universce-oblique              |
| Univers-Condensed              | univers-condensed              |
| Univers-CondensedBold          | univers-condensedbold          |
| Univers-Condensed-Bold         | univers-condensed-bold         |
| Univers-Condensed-BoldItalic   | univers-condensed-bolditalic   |
| Univers-CondensedBoldOblique   | univers-condensedboldoblique   |
| Univers-Condensed-Medium       | univers-condensed-medium       |
| Univers-Condensed-MediumItalic | univers-condensed-mediumitalic |
| Univers-CondensedOblique       | univers-condensedoblique       |
| Univers-Extended               | univers-extended               |
| Univers-ExtendedObl            | univers-extendedobl            |
| Univers-Light                  | univers-light                  |
| Univers-LightOblique           | univers-lightoblique           |
| Univers-Medium                 | univers-medium                 |
| Univers-MediumItalic           | univers-mediumitalic           |
| Univers-Oblique                | univers-oblique                |
| Wingdings                      | wingdings-regular              |
| Wingdings                      | wingdings                      |
| Wingdings-Regular              | wingdings-regular              |
| ZapfChancery                   | zapfchancery-mediumitalic      |
| ZapfChancery MediumItalic      | zapfchancery-mediumitalic      |
| ZapfChanceryCE-MediumItalic    | zapfchanceryce-mediumitalic    |
| ZapfChancery-MediumItalic      | zapfchancery-mediumitalic      |
| ZapfDingbats                   | zapfdingbats                   |

## Double-byte Forms Card fonts

Only Simplified Chinese is supported.

| Font name | Resident font in Forms Card |
|-----------|-----------------------------|
| SimHei    | simhei                      |
| SimSun    | simsun                      |



## Appendix D - Forms print errors

The following table lists forms print error codes and their suggested solutions:

| Error message  | Error type                   | Solution   |
|--|------------------------------|--|
| Act condition string malloc failed.                              | Insufficient memory          | Add memory to the printer.                       |
| BuildLineList failed.  | Internal or memory error     | Add memory to the printer.                       |
| Cannot open archive file.  | Insufficient memory          | Delete unused files.                             |
| Cannot select default Unicode font: SimSun.                      | Font error                   | Download fonts or bad flash or disk.             |
| Cannot select default font: Arial.                               | Font error                   | Download fonts or bad flash or disk.             |
| Can't open temp file in RenderBARCODEOBJ                         | Temp file                    | Not enough space on flash or disk                |
| Condition malloc failed.   | Insufficient memory          | Add memory to the printer.                       |
| ConditionSet malloc failed.                                      | Insufficient memory          | Add memory to the printer.                       |
| Context malloc failed.   | Insufficient memory          | Add memory to the printer.                       |
| CopyContext malloc failed.                                       | Insufficient memory          | Add memory to the printer.                       |
| Could not create DataVariableList.                               | Insufficient memory          | Add memory to the printer.                       |
| Could not open page %d of PDF file %s                            | PDF file                     | Missing or corrupt file—download formsets again. |
| Could not open PDF file %s                                       | PDF file                     | Missing or corrupt file—download formsets again. |
| Couldn't allocate memory for parser.                             | Insufficient memory          | Add memory to the printer.                       |
| DataField malloc failed.   | Insufficient memory          | Add memory to the printer.                       |
| DataItem malloc or wide character conversions failed.            | Possible insufficient memory | Add memory to the printer.                       |
| DataMap malloc failed.   | Insufficient memory          | Add memory to the printer.                       |
| DataMap wide character conversion failed.                        | FMP file                     | Download the formset again.                      |
| DataVariableList malloc failed.                                  | Insufficient memory          | Add memory to printer.                           |
| DataVariableList wide character conversions failed.              | Invalid encoding request     | User or internal error                           |
| Form malloc failed.  | Insufficient memory          | Add memory to the printer.                       |
| FormInformation malloc failed.                                   | Insufficient memory          | Add memory to the printer.                       |
| FormInformation not allocated.                                   | Insufficient memory          | Add memory to the printer.                       |
| FormsetNameP malloc failed.                                      | Insufficient memory          | Add memory to the printer.                       |
| Invalid barcode. Error# = %d Barcode settings=%s Barcode data=%s | Bar code error               | Validate the used bar code.                      |
|  | Internal error               | Diagnose using Lexmark Service Center.           |

| Error message   | Error type                  | Solution                               |
|---|-----------------------------|--|
| Invalid LEXPDFOBJ file name.                          | Missing or corrupt PDF file | Download formsets again.               |
| Invalid page condition data type.                     | N/A                         | Download formsets again.               |
| LEXGRAPHICOBJ grid object malformed.                  | Internal error              | Contact Lexmark Service.               |
| LexObj malloc failed.                                 | Insufficient memory         | Add memory to the printer.             |
| LineEntity malloc failed.                             | Insufficient memory         | Add memory to the printer.             |
| LineEntityList malloc failed.                         | Insufficient memory         | Add memory to the printer.             |
| LineEntityListPushBack malloc failed.                 | Insufficient memory         | Add memory to the printer.             |
| LineEntityListPushFront malloc failed.                | Insufficient memory         | Add memory to the printer.             |
| Linelist bufcount < 0.                                | Internal error              | Diagnose using Lexmark Service Center. |
| LineList Buffer malloc failed.                        | Insufficient memory         | Add memory to the printer.             |
| LineList malloc failed.                               | Insufficient memory         | Add memory to the printer.             |
| LineListElem malloc failed.                           | Insufficient memory         | Add memory to the printer.             |
| Malloc failed in forms merge.                         | Insufficient memory         | Add memory to the printer.             |
| Malloc failed in RenderBARCODEOBJ.                    | Insufficient memory         | Add memory to the printer.             |
| Malloc failed in RenderBARCODEOBJ.                    | Insufficient memory         | Add memory to the printer.             |
| Malloc failed in RenderTEXTOBJ.                       | Insufficient memory         | Add memory to the printer.             |
| Malloc failure in ResolveLEXOBJBody.                  | Insufficient memory         | Add memory to the printer.             |
| Malloc failure.                                       | Insufficient memory         | Add memory to the printer.             |
| No field map file specified in project condition.     | Formset error               | User or internal error                 |
| No formset selected.                                  | Incorrect step              | Download formsets.                     |
| Null data variable list passed to ResolveLEXOBJBody.  | Internal error              | Diagnose using Lexmark Service Center. |
| Page condition malloc failed.                         | Insufficient memory         | Add memory to the printer.             |
| Page condition malloc or wide char conversion failed. | Insufficient memory         | Add memory to the printer.             |
| Page malloc failed.                                   | Insufficient memory         | Add memory to the printer.             |
| PageCond malloc failed.                               | Insufficient memory         | Add memory to the printer.             |
| Parse error at line %d: \n %s                         | Missing or corrupt PJC file | Download formsets again.               |
| ParseLFM FormInformation malloc failed.               | Insufficient memory         | Add memory to the printer.             |
| ParseLFM malloc failed.                               | Insufficient memory         | Add memory to the printer.             |

| Error message  | Error type  | Solution                               |
|--|---|--|
| PDFlib error <%s> at PDF API <%s>                              | Internal error  | Diagnose using Lexmark Service Center. |
| PDFLIB failure.  | Internal error  | Diagnose using Lexmark Service Center. |
| PJC XML parse error. Invalid FieldMap.                         | Missing or corrupt PJC file   | Download formsets again.               |
| PJC XML parse error. Invalid FieldName.                        | Missing or corrupt PJC file   | Download formsets again.               |
| Printer out of memory. Print job lost.                         | Insufficient memory   | Add memory to the printer.             |
| PrivateData malloc failed.                                     | Insufficient memory   | Add memory to the printer.             |
| ProjectActCond malloc.failed.                                  | Insufficient memory   | Add memory to the printer.             |
| ProjectActCondSet malloc failed.                               | Insufficient memory   | Add memory to the printer.             |
| PushElement malloc failed                                      | Insufficient memory   | Add memory to the printer.             |
| Reading project activation conditions.                         | Parse or malloc error   | Add memory to the printer.             |
| Realloc failure in ResolveLEXOBJBody.                          | Insufficient memory   | Add memory to the printer.             |
| SAPRDI detected, but no project activation conditions matched. | Incorrect activation condition or Corresponding Formset is not downloaded | Download the formset.                  |
| Subform nesting exceeds limit.                                 | Too many subforms   | Redo the formset.                      |
| Subform not found.   | Missing subform   | Download the missing formset.          |
| System variable key/value malloc failed.                       | Insufficient memory   | Add memory to the printer.             |
| SystemVariableList malloc failed.                              | Insufficient memory   | Add memory to the printer.             |
| TextLine malloc failed.  | Insufficient memory   | Add memory to the printer.             |
| TextObjectInsert malloc failed.                                | Insufficient memory   | Add memory to the printer.             |
| TextObjectList malloc failed.                                  | Insufficient memory   | Add memory to the printer.             |
| TextSegment malloc failed.                                     | Insufficient memory   | Add memory to the printer.             |
| TextSegmentList malloc failed.                                 | Insufficient memory   | Add memory to the printer.             |
| TextSegmentListPushBack malloc failed.                         | Insufficient memory   | Add memory to the printer.             |
| Unable to open datamap file %s                                 | Missing or corrupt FMP file   | Download formsets again.               |
| Unable to open file %s   | Missing or corrupt PGC file   | Download formsets again.               |
| Unable to open LFF file %s                                     | Missing or corrupt LFF file   | Download formsets again.               |
| Unable to open LFM file %s                                     | Missing or corrupt LFM file   | Download formsets again.               |
| Variable key/value malloc failed.                              | Insufficient memory   | Add memory to the printer.             |

| Error message                              | Error type                | Solution                 |
|--|---------------------------|--------------------------|
| XML file missing required attribute:<br>%s | Possible corrupt XML file | Download formsets again. |
| XML file missing required element:<br>%s   | Possible corrupt XML file | Download formsets again. |

## Appendix E - Bar code engine errors

### Common error messages

If an error occurs during a bar code operation, an error described in the following pages will be printed.

The error is printed in the following format:

**!Err: nn Printed Error**

Example:

**!ERR: 12 Invalid Character**

### PostScript emulation error messages

To assist with troubleshooting, the Forms and Bar Code Card generates error messages when an invalid bar code condition occurs. PostScript emulation error reporting must be enabled on the printer so that these messages are printed.

If an error occurs during a bar code operation that is due to invalid data in the input string, then the errorinfo array contains the name /barcoderror and a string describing the actual error. The returned error codes are listed on the following pages. The PostScript emulation error that occurs is RANGECHECK.

### Errors common to all symbologies

| Error code | Error description           |
|------------|-----------------------------|
| 1          | Unexpected error            |
| 2          | NULL data                   |
| 3          | Invalid structure           |
| 4          | No active bar codes         |
| 5          | Structure out of range      |
| 6          | Parameter buffer NULL       |
| 7          | Parameter buffer too small  |
| 8          | Parameters not saved        |
| 9          | Unknown bar code type       |
| 10         | Unknown bar code ID         |
| 11         | Unknown bar code type or ID |
| 18         | Fonts not loaded            |
| 19         | Not enough memory           |

### String errors

String errors result from bad input data and represent the most commonly encountered errors. The following table shows the string errors possible for each symbology.

| String errors     | Invalid Character | String Empty | String too Long | String too Short | String Length Invalid | String Length not Odd | String Length not Even |
|-------------------|-------------------|--------------|-----------------|------------------|-----------------------|-----------------------|------------------------|
| Error code        | 12                | 13           | 14              | 15               | 16                    | 17                    | 59                     |
| 2 of 5            | X                 | X            |                 |                  |                       |                       |                        |
| Aust Post         | X                 | X            | X               | X                |                       |                       |                        |
| Codabar           | X                 |              |                 | X                |                       |                       |                        |
| Codablock F       | X                 |              | X               |                  |                       |                       |                        |
| Code 128A, B, C   | X                 | X            |                 |                  |                       |                       |                        |
| Code 39           | X                 | X            |                 |                  |                       |                       |                        |
| Code 93           | X                 | X            |                 |                  |                       |                       |                        |
| Danish Post       | X                 |              |                 | X                | X                     |                       |                        |
| Data Matrix       |                   |              | X               |                  | X                     |                       |                        |
| Dutch Post (KIX)  | X                 |              |                 | X                |                       |                       |                        |
| EAN-128           | X                 | X            |                 |                  |                       |                       |                        |
| EAN/JAN 8/113     | X                 |              |                 |                  | X                     |                       |                        |
| EAN/UCC Composite | X                 |              | X               |                  |                       |                       |                        |
| French Post       | X                 |              |                 |                  | X                     |                       |                        |
| German Post       | X                 |              |                 |                  | X                     |                       |                        |
| HIBC              | X                 |              | X               | X                |                       |                       |                        |
| ISBN              | X                 |              |                 |                  | X                     |                       |                        |
| ISSN              | X                 |              |                 |                  | X                     |                       |                        |
| ITF14             | X                 |              |                 |                  | X                     |                       |                        |
| Japan Post        | X                 |              | X               | X                |                       |                       |                        |
| MaxiCode          |                   |              | X               |                  |                       |                       |                        |
| MicroPDF417       |                   |              |                 |                  | X                     |                       |                        |
| MSI Plessey       | X                 | X            | X               |                  |                       |                       |                        |
| OMR               | X                 | X            |                 |                  |                       |                       |                        |
| PDF417            |                   | X            |                 |                  |                       |                       |                        |
| PLANET            | X                 |              |                 |                  | X                     |                       |                        |
| QR Code           | X                 |              | X               |                  |                       | X                     |                        |
| Swiss QR Code     | X                 |              | X               |                  |                       | X                     |                        |
| RSS14             | X                 |              | X               |                  | X                     |                       |                        |
| Singapore Post    | X                 |              |                 |                  | X                     |                       |                        |
| Swiss Postal      | X                 |              |                 |                  | X                     |                       |                        |
| UCC-128           | X                 |              |                 |                  |                       | X                     |                        |

| String errors      | Invalid Character | String Empty | String too Long | String too Short | String Length Invalid | String Length not Odd | String Length not Even |
|--------------------|-------------------|--------------|-----------------|------------------|-----------------------|-----------------------|------------------------|
| Error code         | 12                | 13           | 14              | 15               | 16                    | 17                    | 59                     |
| British Royal Mail | X                 |              |                 | X                | X                     |                       |                        |
| UPC-A/E            | X                 | X            |                 |                  | X                     |                       |                        |
| USPS ZIP           | X                 |              |                 |                  | X                     |                       |                        |
| USPS FIM           | X                 |              |                 |                  | X                     |                       |                        |
| USPS Sack          | X                 |              |                 |                  | X                     |                       |                        |

### Errors specific to symbologies

| Error code | Symbology   | Error description                     |
|------------|-------------|---------------------------------------|
| 20         | UPCE        | String not decompressed               |
| 21         | PDF417      | String too long                       |
| 22         | PDF417      | Too many code words                   |
| 23         | PDF417      | Too many code words for size          |
| 24         | PDF417      | Too many columns                      |
| 25         | QR          | Invalid model                         |
| 26         | QR          | Model not found                       |
| 27         | QR          | Invalid ECI                           |
| 28         | QR          | Invalid version                       |
| 29         | SA          | Invalid number of symbols             |
| 30         | SA          | Invalid symbol number                 |
| 31         | Aztec       | Too many code words for expected size |
| 32         | DM          | Invalid ECC                           |
| 33         | DM          | Invalid alphabet                      |
| 34         | DM          | Invalid alphabet for DM200            |
| 35         | Aust Post   | Invalid FCC                           |
| 36         | Aust Post   | Invalid Sort Code                     |
| 37         | Aust Post   | Invalid Customer Info                 |
| 38         | Aust Post   | Invalid Range                         |
| 39         | Aust Post   | Invalid Encode Table                  |
| 40         | Codablock F | Invalid aspect ratio                  |
| 41         | Codablock F | Columns not in range                  |
| 42         | Codablock F | Rows not in range                     |

| Error code | Symbology        | Error description               |
|------------|------------------|---------------------------------|
| 43         | Codablock F      | Negative module size            |
| 45         | HIBC             | Invalid Where flag              |
| 46         | HIBC             | Invalid What flag               |
| 47         | HIBC             | Invalid Date/Time               |
| 48         | HIBC             | Invalid Format                  |
| 49         | HIBC             | Product/Catalog number too long |
| 50         | HIBC             | Unit measure digit only         |
| 51         | HIBC             | Invalid lot number              |
| 52         | HIBC             | Special link char missing       |
| 53         | HIBC             | Invalid 2-digit quantity        |
| 54         | HIBC             | Invalid 5-digit quantity        |
| 55         | Intelligent Mail | Invalid bar code identifier     |
| 56         | MaxiCode         | Invalid encoding string         |
| 57         | MaxiCode         | Encoding string too long        |
| 58         | MSI Plessey      | Invalid checksum 10             |
| 60         | MicroPDF         | Too few columns                 |
| 61         | MicroPDF         | Too many columns                |
| 62         | MicroPDF         | Too few rows                    |
| 63         | MicroPDF         | Too many rows                   |



## Appendix F - Deviations

### Code 93 uppercase vs. lowercase

The Forms and Bar Code Card firmware converts any Code 93 lowercase input to uppercase before submission to the BCE. This firmware generates the proper uppercase characters within the bar code.

#### Notes:

- The Code 93 bar code uses the same encoding as Code 39.
- HP BarDIMM Pro and Forms and Bar Code Card converts lowercase “a” to “z” character input to uppercase, and the bar code scan contains only uppercase.
- The HRT is printed as lowercase, reflecting the input data, rather than the actual bar code encoded data.
- The BCE does not support lowercase “a” to “z” character input, does not convert to uppercase, and operates according to the specifications noted previously.

### Codabar uppercase vs. lowercase

The Forms and Bar Code Card firmware converts any Codabar lowercase start and stop input to uppercase before submission to the BCE. This firmware generates the proper uppercase start and stop bar code characters.

#### Notes:

- The Codabar bar code uses two bar and space widths—narrow and double-wide. The single narrow inter-character space separates each character that contains exactly four bars and three spaces. Due to the encoding, each bar code character width may vary slightly depending on the character being encoded. A single start and stop brackets the numeric data encoded within the bar code.
- HP BarDIMM Pro and Forms and Bar Code Card convert lowercase start and stop character input to uppercase. The bar code image is encoded with uppercase characters for the start and stop characters.
- The HRT start and stop characters are printed as lowercase, reflecting the input data, rather than the actual bar code encoded data.
- The BCE does not support lowercase "a" to "z" start and stop character input, and does not convert to uppercase. It also does not operate according to the specifications noted previously.

### Maximum encodable character length

The BCE allocates memory for a requested bar code on a per-symbology basis. It does not allocate memory on a symbol-by-symbol basis as it builds the bar code. Rather, it allocates the entire memory block needed at once for each bar code it generates. It uses this technique to reduce the overhead of memory allocation and ensure good performance.

Because the BCE allocates a finite amount of memory per bar code, input data with a large amount of encodable data generates a garbled bar code image. The image does not have well-formed bars and spaces, or sometimes, the data generates a **code 19 NotEnoughMemory** error.

The commercially viable limit for a typical one-dimensional bar code is 20–25 characters. Large bar codes may not fit on the page, or the reliability of the scan may decline with a large amount of encoding data. However, the BCE still attempts to encode this data until the image fails. There is no warning or error associated with garbled images generated by a large amount of data.

The maximum amount of input data is shown in the table. This table is just a guide and changes depending on the following assumptions:

- Amount of RAM in the printer
- Version of the BCE
- Compiler or linker used

| Symbology                            | Typeface | Maximum characters |
|--------------------------------------|----------|--------------------|
| Industrial 2 of 5                    | 24650T   | 388                |
| Code 3 of 9                          | 24670T   | 339                |
| Code 3 of 9 extended                 | 24680T   | 339                |
| MSI                                  | 24760T   | 454                |
| MSI with mod10 check digit           | 24761T   | 453                |
| MSI with mod10 and mod10 check digit | 24762T   | 452                |
| MSI with mod11 and mod10 check digit | 24763T   | 452                |

**Note:** If bar code image corruption occurs when a large amount of data is encoded, then reduce the amount of encoded data. The user must also change to a more capable bar code symbology.

## 4-State postal widths

The BCE creates 4-State postal images that are slightly different from HP BarDIMM Pro and Forms and Bar Code Card images. However, a change in the BCE to address this difference may be implemented in a later version.

**Note:** Exact size compatibility of certain 4-State bar code images with previous Lexmark bar code options is not guaranteed. However, the proper order and placement of the bars and spaces is the same, and the bar code also scans correctly. If the bar code image does not fit within the available space, then resize it to allow the placement of current and previous bar code images. You can also specify the number of rows and columns using the available PCL or PostScript emulation controls. If the data stream controls are adjusted, then the corresponding image is the same on both current and previous bar code products. The image also fits within the available space.

## HRT widths and heights

The BCE uses the FreeType font renderer with custom SuchyMIPS-generated fonts to produce the HRT on bar codes. Sometimes, the HRT may differ in size or may not be positioned exactly as on HP BarDIMM Pro or Forms and Bar Code Card. However, the HRT should be readable, legible, and approximately the same as the target platforms.

## PDF417 image widths and heights

The BCE generates PDF417 images based on the algorithms found in the AIM PDF417 specification. The implementation of a PDF417 image can differ between manufacturers, depending on the interpretation of the specification.

Because of this specification, some character length and ECC level combinations can produce images that differ from HP BarDIMM Pro or Forms and Bar Code Card. These images differ slightly in the number of rows and columns.

A typical example is a PDF417 image with the following characteristics:

- Character string "ABCDEFGHJIJ"
- An ECC level of 3
- Automatic rows and columns specified
- Aspect ratio of 1.0 to 2.0
- PCL string: `^Esc(s3p2,1s24850TABCDEFGHJIJ`

The results are the following:

- HP BarDIMM Pro and Forms and Bar Code Card create an image with 2 columns and 11 rows.
- The BCE creates an image with 1 column and 22 rows.
- The data scanned by a symbol verifier from all three images is correct.

This deviation is rare. When it does occur, it should not result in the loss of data that can be scanned.

**Note:** Exact size compatibility of certain PDF417 bar code images with previous Lexmark bar code options is not guaranteed. However, the bar code still scans correctly. If the bar code image does not fit within the available space, then resize it to allow the placement of current and previous bar code images. You can also specify the number of rows and columns using the available PCL or PostScript controls. If the data stream controls are adjusted, then the corresponding image is the same on both current and previous bar code products. The image also fits within the available space.

## MaxiCode capacity

The AIM MaxiCode specification defines the codewords that can be encoded. For more information, see [“Mode: \(Default = 02x\)” on page 49](#).

- A Mode 4 symbol holds 93 codewords.
- A Mode 5 symbol holds 77 codewords.
- The Mode 6 symbol capacity is not specified, but it should be the same as Mode 4 (no error correction).

The original Forms and Bar Code Card encodes more than the maximum amount allowed by the AIM specification, but users must never exceed these values. Also, not all bar code readers can decode data more than the maximum allowed in the AIM MaxiCode specification.

## Bar code horizontal alignment

Some UPC and EAN bar codes do not start at the existing PCL emulation cursor position. These bar codes are shifted up to 3–4 mm on the left side and up to 2 mm on the right side. These instances are due to the presence of start characters, which may or may not shift the bar code (and HRT) to the right.

If you allocate space for these particular bar codes, and they do not fit on the right side, then there are two options:

- Use the PCL emulation B and S parameters to shrink the bar code in size.
- Escalate the issue for a field fix.

## PDF417 capacity

The introduction of the AIM PDF417 specification defines the maximum data characters per symbol (at ECC0) for PDF417:

- 1850 text characters
- 2710 digits
- 1108 bytes

The total number of codewords in the data region of a single PDF417 symbol cannot exceed 928.

All input data must conform to the AIM PDF417 specification, and any input data over the maximum length must be truncated and discarded. The firmware allows and truncates a maximum of 2710 digits or 1850 text characters. The remaining maximum data is submitted to the BCE to be rendered.

However, extra checking code is required to truncate excess data while encoding codes that are within the limit.

The original Forms and Bar Code Card encodes more than the maximum amount allowed by the AIM specification, but users must never exceed these values. Also, not all bar code readers can decode data more than the maximum allowed in the AIM PDF417 specification.

## MaxiCode separators and structured appends

**Note:** For more information, see the AIM MaxiCode specification.

A valid MaxiCode data separator for MaxiCode data blocks is either of the following:

- Group separator—29 decimal (1D hexadecimal)
- Comma—44 decimal (2C hexadecimal)

## MaxiCode typeface call method

A structured append is covered in the AIM MaxiCode specification, which allows up to eight MaxiCode symbols to be chained together as one. However, there are no bar code readers that can decode combined bar code series.

SuchyMIPS and HP BarDIMM Pro support structured appends so they can parse the structured append, but they do not fully implement it.

A structured append consists of four bytes:

- A number 1 through 8 that labels each individual MaxiCode in the structured append
- A separator character, either a comma or group separator (ASCII 29)
- A number 1 through 8 that is the maximum number of MaxiCode symbols in the structured append
- Another separator character

For example, the only valid MaxiCode that is supported is a single symbol, specified as the following:

**1,1,01234567.....** where **1,1,** represents the structured append and **01234567.....** represents the rest of the MaxiCode data structure.

The HP BarDIMM Pro specification version 3.0 and later is consistent with this PCL emulation data stream calling sequence:

**<Esc> (s24800T1,1,x,01234567.....** where **x** is either a 2 or 3, corresponding to MaxiCode Mode 2 or Mode 3.

Mode 2 encodes numeric-only data, and Mode 3 allows a reduced amount of alphanumeric data.

The mode of the MaxiCode is specified within the input data after the typeface command **24800T**. If the two extra bytes (Mode 2 or 3 plus a separator) are included in the input data, then the BCE shows an error.

Users must add more parsing that examines input data:

- Byte 5 for either a 2 or 3
- Byte 6 for a separator character

If the extra bytes are found, then remove them, and pass the four structured append bytes and the rest of the input data to the BCE. This method still allows existing HP-coded data streams to work on HP BarDIMM Pro, while allowing Forms and Bar Code Card to work correctly.

## MaxiCode block call method

The minimum amount of input data to invoke a MaxiCode starts with this command:

**1B 26 78 33 57**

**00 02**

This command includes the following:

- <sup>Esc</sup> & x 3 W (block bar code PCL emulation call, with 3 following command bytes)
- 0002 (the MaxiCode symbology identifier)
- One or more of these data blocks (one per MaxiCode symbol):
  - 1B 26 79 34 57
  - 31 1D 31 1D
  - 31 2C 31 2C

These data blocks include the following:

- <sup>Esc</sup> & y 4 W (data bar code PCL emulation call, with 4 following data bytes)
- 1 GS 1 GS or 1, 1,

A valid MaxiCode data separator for the previous data block is either of the following:

- Group separator—29 decimal (1D hexadecimal)
- Comma— 44 decimal (2C hexadecimal)

Any other separator characters produce an error on the page.

## MaxiCode separator change

A valid MaxiCode with any encodable data requires a second separator for the PCL emulation block call, and is placed after the number-of-labels field.

If the four-byte structured append is specified alone, then Forms and Bar Code Card prints a valid MaxiCode symbol that is empty. Depending on the scanner used, Forms and Bar Code Card may not produce a valid scan.

If an outdated three-byte structured append is specified alone, then Forms and Bar Code Card shows an error.

## Encoding limits for bar codes

This deviation concerns firmware-imposed limits on certain bar codes. These limits are less than the original Forms and Bar Code Card, but are needed to prevent corruption of bar code images.

This table details the new limits:

| Symbology  | Parameter    | New limit |
|------------|--------------|-----------|
| ISBN       | Bar widths   | 0x0100    |
| Swiss Post | Bar heights  | 0x1000    |
| ISBN       | Bar heights  | 0x2000    |
| ISSN       | Bar heights  | 0x2000    |
| ISBN       | Space widths | 0x0100    |
| ISSN       | Bar widths   | 0x0100    |
| ISSN       | Space widths | 0x0100    |

## Encoding limits for Codabar bar codes

In the absence of start and stop characters, if users encode a Codabar bar code with non-numeric characters, then **!Err: 12 Invalid Character** appears.

When using the optional start and stop characters, characters between the start and stop characters must be numeric, or any of the following non-numeric characters:- **\$ : / +**

Otherwise, **!Err: 12 Invalid Character** appears.

If a user encodes a Codabar bar code with only one numeric character, then a Codabar bar code is generated. However, if a user encodes a Codabar bar code with no characters, then **!Err: 15 String too Short** appears.

## PostScript emulation barcodepath operator

The **barcodepath** operator is used to obtain the outline of the bar code that results from doing a **barcodeshow** with the same arguments. Because all bar codes are now generated as images, the barcodepath operator does not return any useful information.

Any further use of the barcodepath operator must be discontinued.

## Uploading formsets when the OFIS data filter is disabled

When the OFIS data filter is disabled, uploading formsets that contain OFIS tags to Forms Manager results in either of the following:

- If the Print PS Error setting of the printer is turned on, then an error page prints and the job is flushed. The printer returns to Ready state.
- If the Print PS Error setting of the printer is turned off, then the job is flushed and the printer returns to Ready state.

## French Postal 3 of 9 dimensions

This bar code is based on Code 3 of 9 with a checksum digit, and is used on registered letters.

The BCE and HP BarDIMM Pro generate a default 3 of 9 bar code that is 79 mm wide. Forms and Bar Code Card generates a smaller bar code that is about 63 mm wide.

# Notices

## Edition notice

March 2023

**The following paragraph does not apply to any country where such provisions are inconsistent with local law:** LEXMARK INTERNATIONAL, INC., PROVIDES THIS PUBLICATION "AS IS" WITHOUT WARRANTY OF ANY KIND, EITHER EXPRESS OR IMPLIED, INCLUDING, BUT NOT LIMITED TO, THE IMPLIED WARRANTIES OF MERCHANTABILITY OR FITNESS FOR A PARTICULAR PURPOSE. Some states do not allow disclaimer of express or implied warranties in certain transactions; therefore, this statement may not apply to you.

This publication could include technical inaccuracies or typographical errors. Changes are periodically made to the information herein; these changes will be incorporated in later editions. Improvements or changes in the products or the programs described may be made at any time.

References in this publication to products, programs, or services do not imply that the manufacturer intends to make these available in all countries in which it operates. Any reference to a product, program, or service is not intended to state or imply that only that product, program, or service may be used. Any functionally equivalent product, program, or service that does not infringe any existing intellectual property right may be used instead. Evaluation and verification of operation in conjunction with other products, programs, or services, except those expressly designated by the manufacturer, are the user's responsibility.

For Lexmark technical support, go to <http://support.lexmark.com>.

For information on Lexmark's privacy policy governing the use of this product, go to [www.lexmark.com/privacy](http://www.lexmark.com/privacy).

For information on supplies and downloads, go to [www.lexmark.com](http://www.lexmark.com).

© 2009 Lexmark International, Inc.

All rights reserved.

## GOVERNMENT END USERS

The Software Program and any related documentation are "Commercial Items," as that term is defined in 48 C.F.R. 2.101, "Computer Software" and "Commercial Computer Software Documentation," as such terms are used in 48 C.F.R. 12.212 or 48 C.F.R. 227.7202, as applicable. Consistent with 48 C.F.R. 12.212 or 48 C.F.R. 227.7202-1 through 227.7207-4, as applicable, the Commercial Computer Software and Commercial Software Documentation are licensed to the U.S. Government end users (a) only as Commercial Items and (b) with only those rights as are granted to all other end users pursuant to the terms and conditions herein.

## Trademarks

Lexmark, the Lexmark logo, and Optra Forms are trademarks or registered trademarks of Lexmark International, Inc. in the United States and/or other countries.

PCL® is a registered trademark of the Hewlett-Packard Company. PCL is Hewlett-Packard Company's designation of a set of printer commands (language) and functions included in its printer products. This printer is intended to be compatible with the PCL language. This means the printer recognizes PCL commands used in various application programs, and that the printer emulates the functions corresponding to the commands.



PostScript is a registered trademark of Adobe Systems Incorporated in the United States and/or other countries. The following terms are trademarks or registered trademarks of these companies:

|                        |  |
|------------------------|--|
| Albertus               | The Monotype Corporation plc   |
| Antique Olive          | Monsieur Marcel OLIVE  |
| Apple-Chancery         | Apple Computer, Inc.   |
| Arial                  | The Monotype Corporation plc   |
| Candid                 | Agfa Corporation   |
| CG Omega               | Product of Agfa Corporation  |
| CG Times               | Based on Times New Roman under license from The Monotype Corporation plc, is a product of Agfa Corporation |
| Chicago                | Apple Computer, Inc.   |
| Clarendon              | Linotype-Hell AG and/or its subsidiaries   |
| Eurostile              | Nebiolo  |
| Geneva                 | Apple Computer, Inc.   |
| GillSans               | The Monotype Corporation plc   |
| Helvetica              | Linotype-Hell AG and/or its subsidiaries   |
| Hoefler                | Jonathan Hoefler Type Foundry  |
| ITC Avant Garde Gothic | International Typeface Corporation   |
| ITC Bookman            | International Typeface Corporation   |
| ITC Mona Lisa          | International Typeface Corporation   |
| ITC Zapf Chancery      | International Typeface Corporation   |
| Joanna                 | The Monotype Corporation plc   |
| Marigold               | Arthur Baker   |
| Monaco                 | Apple Computer, Inc.   |
| New York               | Apple Computer, Inc.   |
| Oxford                 | Arthur Baker   |
| Palatino               | Linotype-Hell AG and/or its subsidiaries   |
| Stempel Garamond       | Linotype-Hell AG and/or its subsidiaries   |
| Taffy                  | Agfa Corporation   |
| Times New Roman        | The Monotype Corporation plc   |
| Univers                | Linotype-Hell AG and/or its subsidiaries   |

All other trademarks are the property of their respective owners.

# Index

## A

- adding cc and bcc to e-mails 87
- adding fonts to existing printer objects 87
- alternate escape code
  - setting from the printer control panel 59
  - setting with a PCL 5 sequence 59
- arguments for two-dimensional bar codes
  - MaxiCode 80
  - MicroPDF417 80
  - PDF417 80
  - QR Code 80
- AS400 and OFIS filters 87

## B

- bar code data
  - transferring 4
- bar code descriptors 4
  - Australia Post 4-State 64
  - Australia Post 4-State 32
  - Codablock F 24
  - composite 52
  - Data Matrix 24
  - Dutch Post 4-State 32, 64
  - HIBC 39/128 32, 76
  - Intelligent Mail 64
  - Intelligent Mail bar code 11, 32
  - ISBN, ISBN+5 32
  - ISSN, ISSN+2, ISSN+5 32
  - ITF-14 76
  - ITF-14 32
  - Japan Post 4-State 64
  - Japan Post 4-State 32
  - MaxiCode 45
  - MaxiCode data 24
  - MicroPDF417 45
  - PDF417 24, 45
  - PLANET 76
  - PLANET codes 32
  - Post 4-State 11
  - QR code 24
  - RM4SCC 32, 64
  - RSS-14 11
  - Singapore Post 4-State 64
  - Singapore Post 4-State 32

- Swiss Post 32
- Swiss Post 4-State 64
- USPS FIM 32
- Zebra code 11
- bar code descriptors for PostScript emulation
  - composite 85
- bar codes
  - composite 6
  - font-based 6
  - one-dimensional 6
  - support 29
  - supported 6
  - two-dimensional 6
- Bubble font 89

## C

- capturing data to a flash drive 87
- center-aligned text
  - vertical 87
- chart support 89
- checksum calculation 4, 61
- Codabar
  - uppercase versus lowercase 137
- Codablock F
  - bar code descriptors 24
- Code 93
  - uppercase versus lowercase 137
- command structure considerations 11
- common errors
  - errors common to all symbologies 133
  - errors specific to symbologies 133
  - string errors 133
- compatibility intercept
  - HP BarDIMM 4
- compatibility safeguard 4
- compressed data formats 4, 61
- controlling formsmerge on individual ports 87
- creating a PIN for formsets 87
- currentpoint positioning 61
- cursor positioning 4

## D

- data command
  - transparent print 11
- data filters 89
- data formats
  - compressed 4, 61
- Data Matrix
  - bar code descriptors 24
- data types 89
- determining printable characters 89
- deviations
  - 4-State postal widths 138
  - bar code horizontal alignment 139
  - Codabar 137
  - Code 93 137
  - encoding limits for bar codes 142
  - encoding limits for Codabar 142
  - French Postal 3 of 9 dimensions 143
  - HP BarDIMM Pro 24
  - HRT widths and heights 138
  - MaxiCode capacity 139
  - MaxiCode separators and structured appends 140
  - maximum encodable character length 137
  - PDF417 capacity 140
  - PDF417 image widths and heights 139
  - PostScript barcodepath operator 142
  - uploading formsets when the OFIS data filter is disabled 143
- device types
  - supported 4
- disabling Merge Mode 87
- disabling PJJ LPORTROTATE 87
- double-byte Forms Card fonts 114

## E

- emulation operators
  - barcodebbox 63
  - barcodeshow 63
  - barcodewidth 63

enhanced delimiter  
functionality 87  
errors  
  forms print 129  
  printing 89  
e-mail function  
  adding cc and bcc 87

**F**

faxing and e-mailing merged  
output 87  
feature summary 93  
flash drive  
  capturing data 87  
  loading forms 87  
  using forms 87  
fonts 58  
  bitmap 9  
  scalable 9  
  supported 9  
Forms Card  
  double-byte fonts 114  
  font support 89  
  single-byte fonts 114  
  supported features 93  
  supported filters 93  
  supported fonts 93  
Forms Card features 87  
forms data  
  removing leading FF and CR 87  
forms files on printer  
  directory 89  
forms print errors 129  
FORMSET@ 87  
formsets  
  creating a PIN 87  
FREESCAPE emulation for  
Lexmark 59

**H**

handling SAP RDI variables 89  
HP BarDIMM Pro deviations 24  
human-readable text 4, 61

**I**

individual ports  
  controlling formsmerge 87

**L**

limitations 89  
loading forms to a flash drive 87

**M**

MaxiCode  
  arguments for two-dimensional  
  bar codes 80  
  bar code descriptors 24  
Merge Mode  
  disabling 87  
merged output  
  faxing and e-mailing 87  
MicroPDF417  
  arguments for two-dimensional  
  bar codes 80

**N**

normal text printing 11

**O**

one-dimensional bar codes for  
PostScript emulation  
  Australia Post 4-State 64  
  Dutch Post 4-State 64  
  Intelligent Mail 64  
  Japan Post 4-State 64  
  RM4SCC 64  
  Singapore Post 4-State 64  
  Swiss Post 4-State 64  
one-dimensional  
  symbolologies 4  
one-dimensional bar codes  
  arguments in PostScript  
  emulation 68  
one-dimensional bar codes for  
HP  
  4-State 11  
  Intelligent Mail bar code 11  
  RSS-14 11  
  Zebra code 11  
one-dimensional bar codes for  
Lexmark  
  Australia Post 4-State 32  
  Dutch Post 4-State 32  
  HIBC 39/128 32  
  Intelligent Mail bar code 32  
  ISBN, ISBN+5 32  
  ISSN, ISSN+2, ISSN+5 32  
  ITF-14 32  
  Japan Post 4-State 32  
  PLANET codes 32  
  RM4SCC 32  
  Singapore Post 4-State 32  
  Swiss Post 32

USPS FIM 32  
overview 4

**P**

PCL 5 command description 4  
PCL 5 commands for Lexmark  
  bar code support 29  
PCL 5 emulation escape  
sequence 11  
PCL 5 emulation for HP  
  characteristics 11  
  one-dimensional bar codes 11  
  two-dimensional bar codes 24  
PCL 5 emulation for Lexmark  
  composite bar codes 52  
  one-dimensional bar codes 32  
  two-dimensional bar codes 45  
PCL 5 function parameters 11  
PDF417  
  arguments for two-dimensional  
  bar codes 80  
  bar code descriptors 24  
PDF417 bar code  
  hexadecimal support 87  
PDFlib support 87  
PJL LPORTROTATE  
  disabling 87  
PostScript emulation  
  arguments for one-dimensional  
  bar codes 68  
  arguments for two-dimensional  
  bar codes 80  
  composite bar codes 85  
  one-dimensional bar codes 64  
  operators 63  
  two-dimensional bar codes 76  
PostScript emulation 74 61  
printable characters 89  
printer directory  
  forms files 89  
printer objects  
  adding fonts 87  
printing all forms 87  
printing errors 89  
printing e-mails 87  
printing faxes 87

**Q**

QR Code  
  arguments for two-dimensional  
  bar codes 80

QR code  
bar code descriptors 24

## R

removing leading FF and CR from  
the forms data 87  
RFID support 87

## S

SAP RDI  
handling variables 89  
SAP support 4  
selecting ports 87  
setting  
alternate escape code from the  
printer control panel 59  
alternate escape code with a  
PCL 5 sequence 59  
single-byte Forms Card fonts 114  
specifying bar pitch  
USPS POSTNET 11  
supported bar codes 6, 93, 96  
supported composite bar code  
sympologies 96  
supported device types 4  
supported fonts 9  
supported Forms Card  
features 93  
supported Forms Card filters 93  
supported Forms Card fonts 93  
supported one-dimensional bar  
code sympologies 96  
supported postal bar code  
sympologies 96  
supported two-dimensional bar  
code sympologies 96  
Swiss QR Code  
arguments for two-dimensional  
bar codes 80  
sympologies  
one-dimensional 4  
two-dimensional 4  
sympology assignments 29  
sympology IDs  
using ISBN 68  
using ISSN 68

## T

transparent print data  
command 11

two-dimensional bar codes  
arguments in PostScript  
emulation 80  
two-dimensional bar codes for  
Lexmark  
MaxiCode 45  
MicroPDF417 45  
PDF417 45  
two-dimensional bar codes for  
PostScript emulation  
HIBC 39/128 76  
ITF-14 76  
PLANET 76  
two-dimensional  
sympologies 4  
two-dimensional bar codes for  
HP  
Codablock F 24  
Data Matrix 24  
MaxiCode 24  
PDF417 24  
QR Code 24

## U

using forms stored on a flash  
drive 87  
using ISBN sympology ID 68  
using ISSN sympology ID 68

## V

values  
/EmbedText key 68  
/FontName key 68  
/Sympology key 68  
Visual Bar Code Designer 4